

CS 86

CS 86

R

REYNAERS  
aluminium

Edition 11/2010 (based on 089.C19C.00)



## CS 86-HI

---



### CS 86-HI (fenster)

- 1 Feste Elemente
- 2 Öffnende Elemente
- 3 Kombinierte Elemente
- 4 Kombinationen in den Systemen

### CS 86-HI (türen)

- 5 Nach innen öffnend
- 6 Nach außen öffnend

### CS 86-HI Hidden Vent (CS 86-HI-HV)

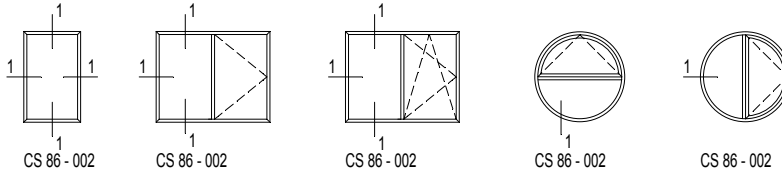
### Kombinationen mit anderen Systemen

## CS 86-HI (Fenster)

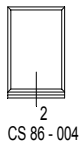


### 1 Feste Elemente

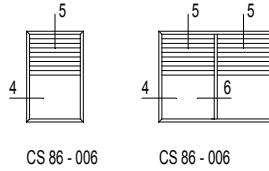
#### Blendrahmen



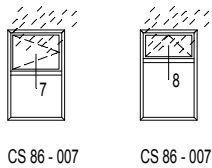
#### Fensterbänke



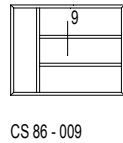
#### Rolladenführung



#### Wetterschenkel

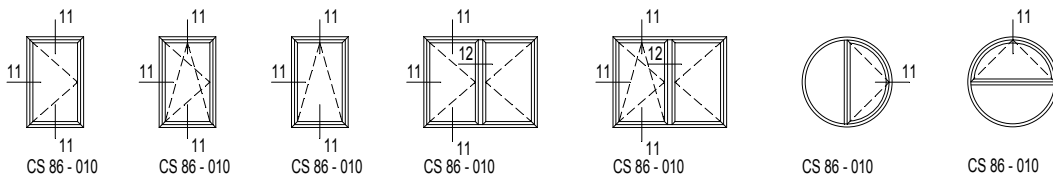


#### Verteilung in einem festen Fenster

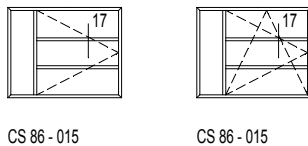


### 2 Öffnende Elemente

#### Nach innen öffnendes Fenster



#### Verteilung im Flügel

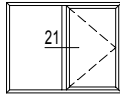


## CS 86-HI (Fenster)

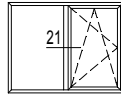


### 3 Kombinierte Elemente

Sprosse

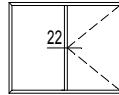


CS 86 - 016

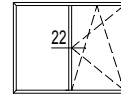


CS 86 - 016

Sprosse verstärkt

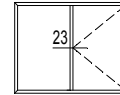


CS 86 - 018

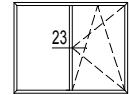


CS 86 - 018

Verstärkungsprofil

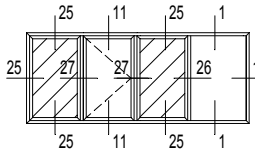


CS 86 - 020  
CS 86 - 021



CS 86 - 020  
CS 86 - 021

Wechselprofil Außenverglasung



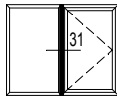
CS 86 - 026



CS 86 - 026

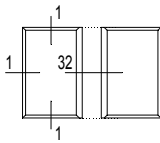
### 4 Kombinationen in den Systemen

Im selben Bereich

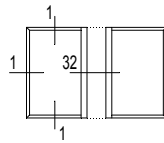


CS 86 - 027

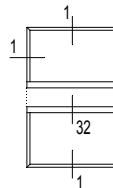
Ausdehnung



CS 86 - 028

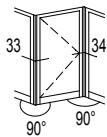


CS 86 - 028

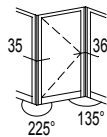


CS 86 - 028

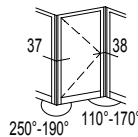
Eckprofile



CS 86 - 031  
CS 86 - 032



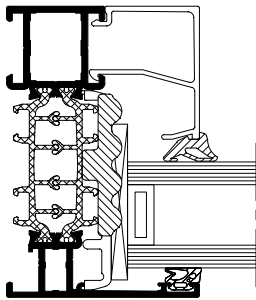
CS 86 - 033



CS 86 - 034

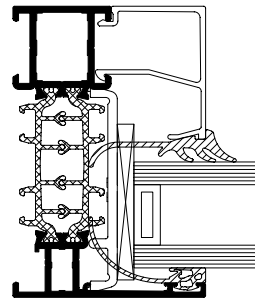


OPTIE A / OPTION A  
 OPTIE A IN KATALOGG  
 OPTION A DANS LE CATALOGUE  
 OPTION A IN CATALOGUE  
 OPTION A IM KATALOG



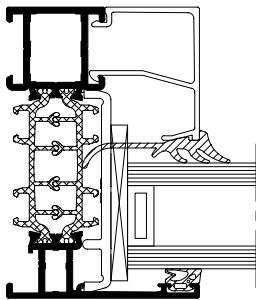
CS86-000001.dxf  
 CS86-000001.dwg

OPTIE B / OPTION B



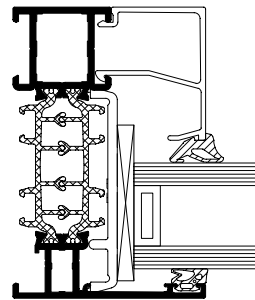
CS86-000002.dxf  
 CS86-000002.dwg

OPTIE C / OPTION C



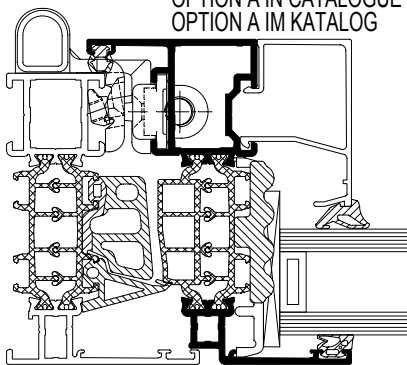
CS86-000003.dxf  
 CS86-000003.dwg

OPTIE D / OPTION D



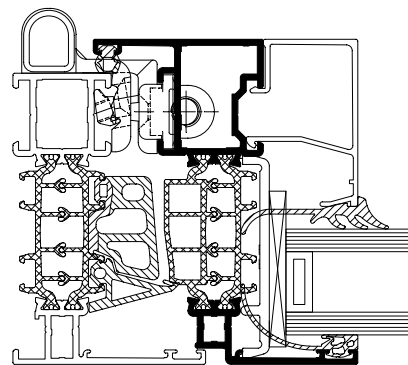
CS86-000004.dxf  
 CS86-000004.dwg

OPTIE A / OPTION A  
 OPTIE A IN KATALOGG  
 OPTION A DANS LE CATALOGUE  
 OPTION A IN CATALOGUE  
 OPTION A IM KATALOG



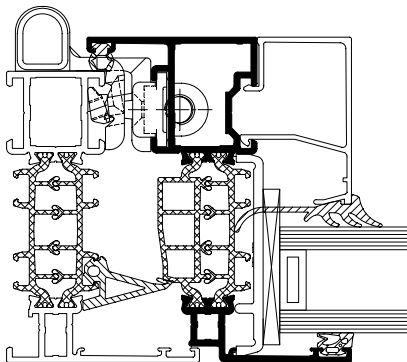
CS86-000010.dxf  
 CS86-000010.dwg

OPTIE B / OPTION B



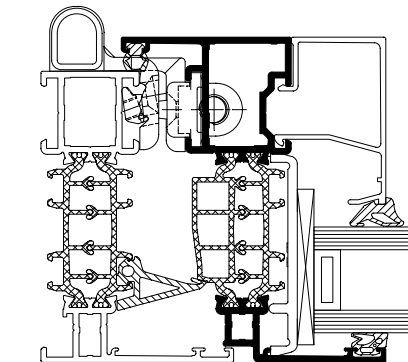
CS86-000011.dxf  
 CS86-000011.dwg

OPTIE C / OPTION C

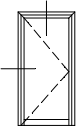


CS86-000012.dxf  
 CS86-000012.dwg

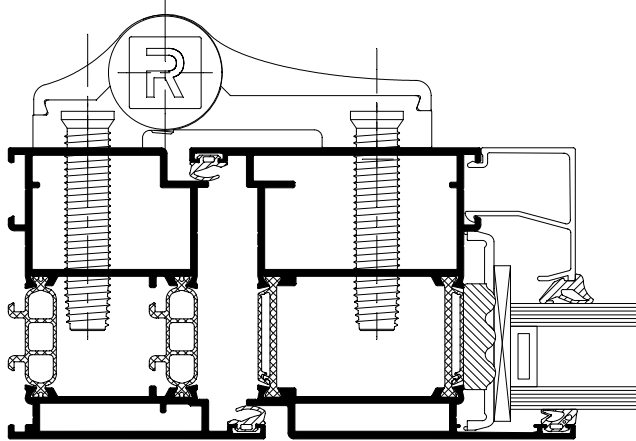
OPTIE D / OPTION D



CS86-000013.dxf  
 CS86-000013.dwg

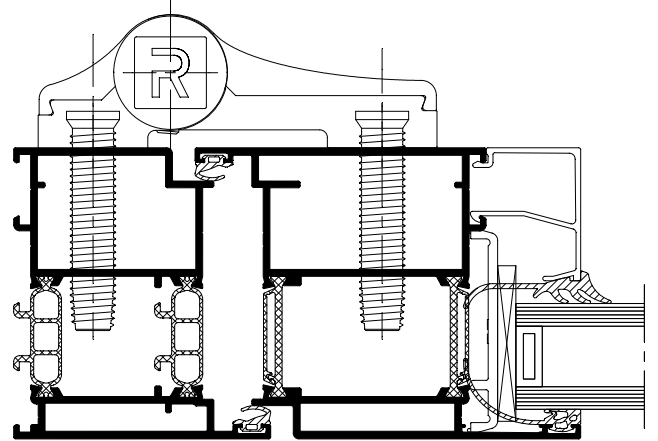


OPTIE A / OPTION A  
 OPTIE A IN KATALOG  
 OPTION A DANS LE CATALOGUE  
 OPTION A IN CATALOGUE  
 OPTION A IM KATALOG



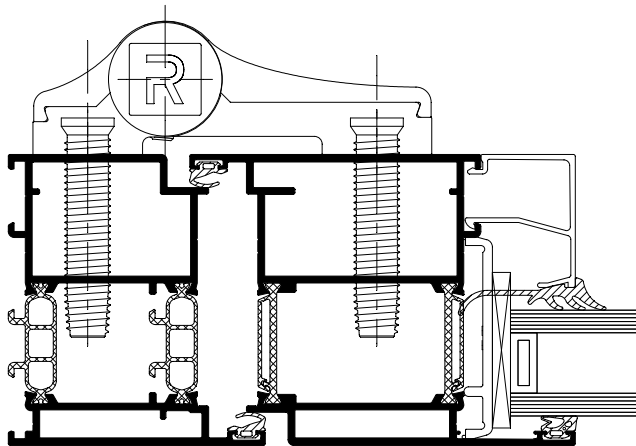
CS86-000020.dxf  
 CS86-000020.dwg

OPTIE B / OPTION B



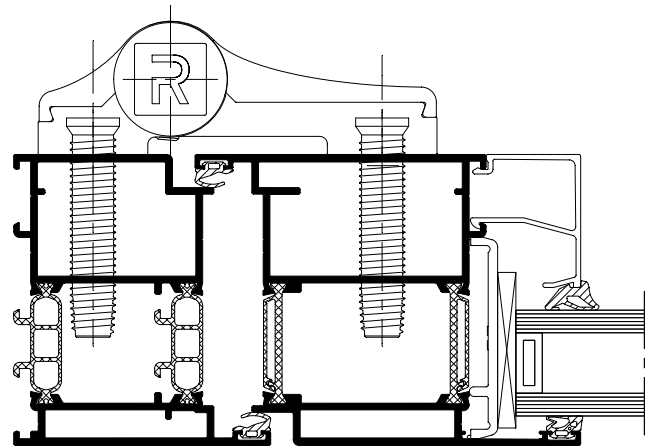
CS86-000021.dxf  
 CS86-000021.dwg

OPTIE C / OPTION C

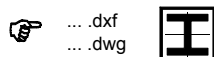
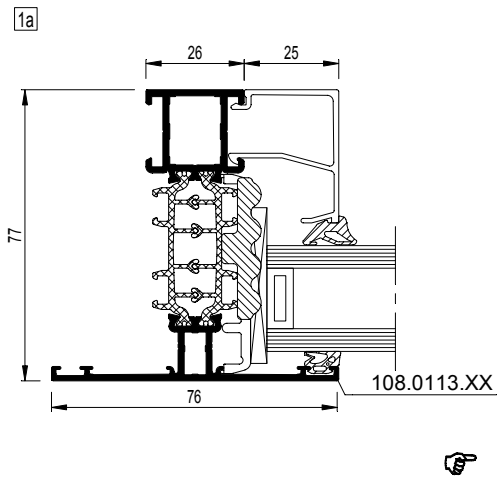
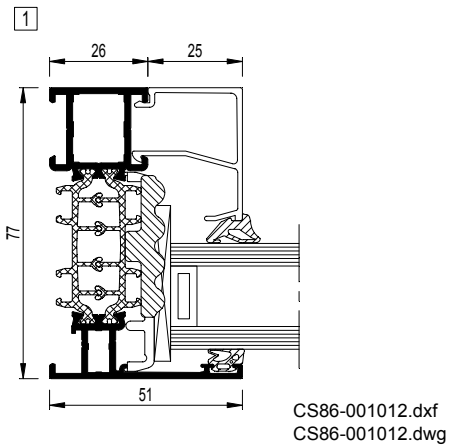
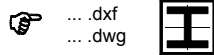
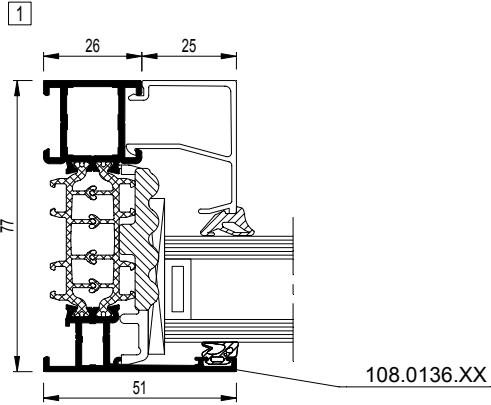
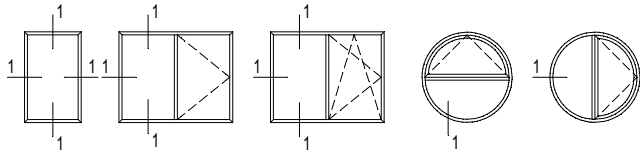


CS86-000022.dxf  
 CS86-000022.dwg

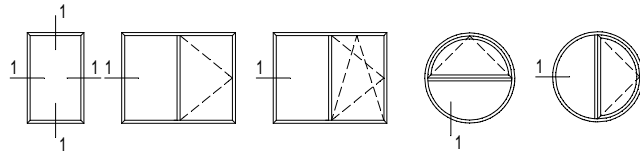
OPTIE D / OPTION D

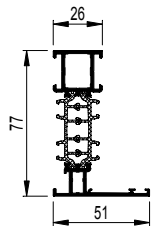
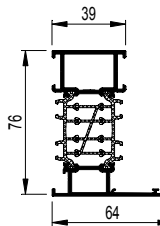
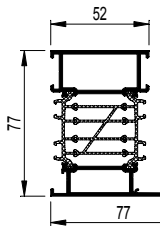
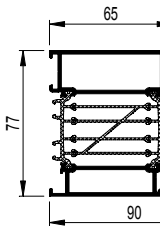
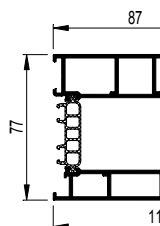
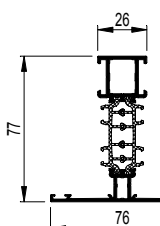
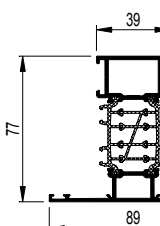
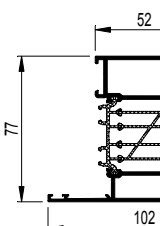
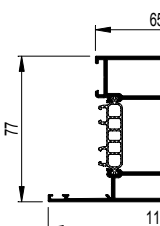


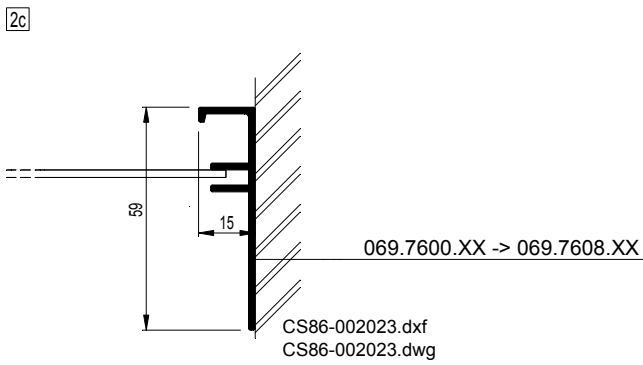
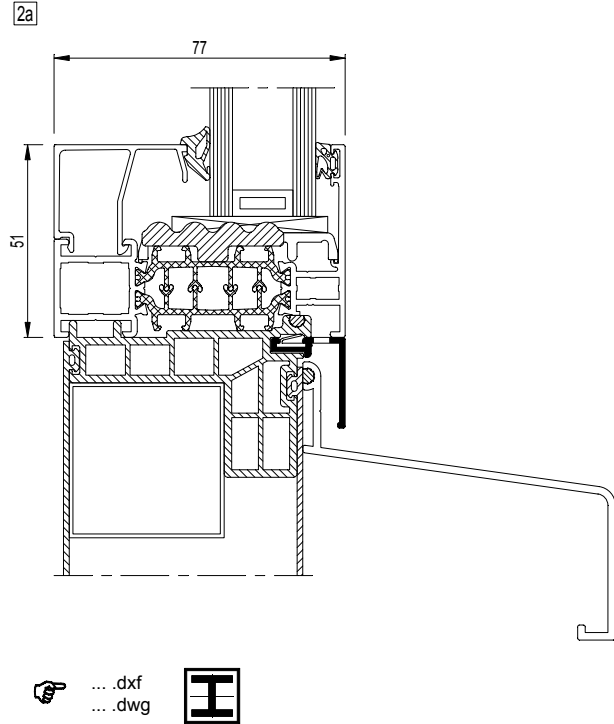
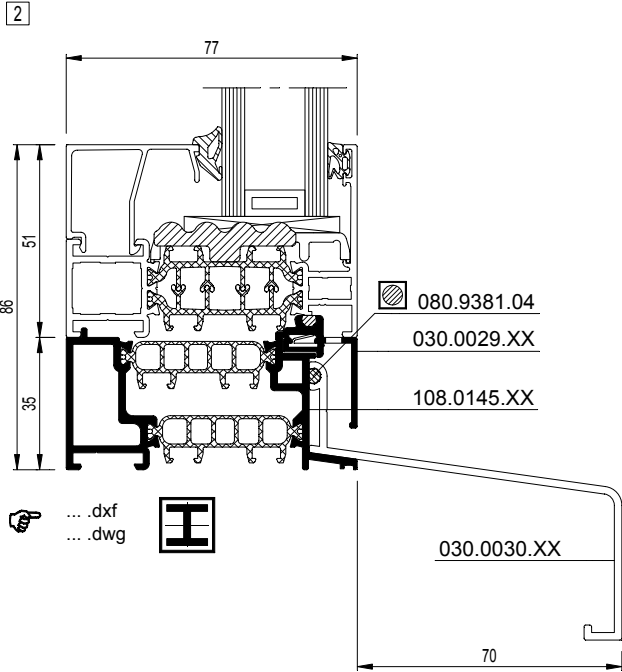
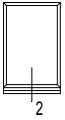
CS86-000023.dxf  
 CS86-000023.dwg

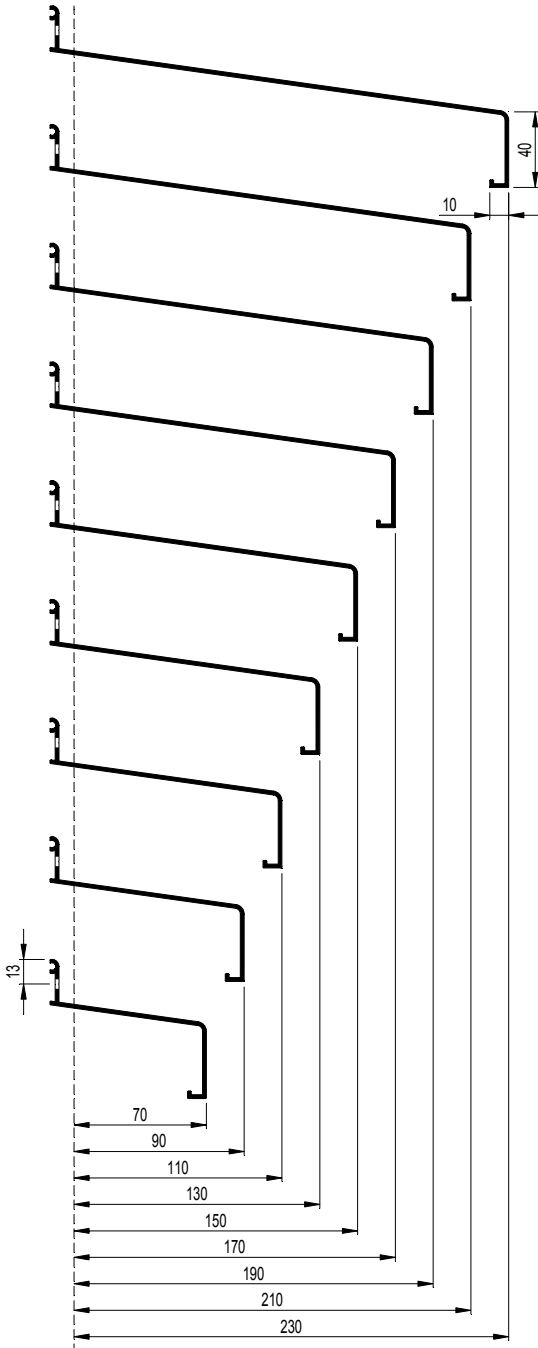
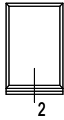




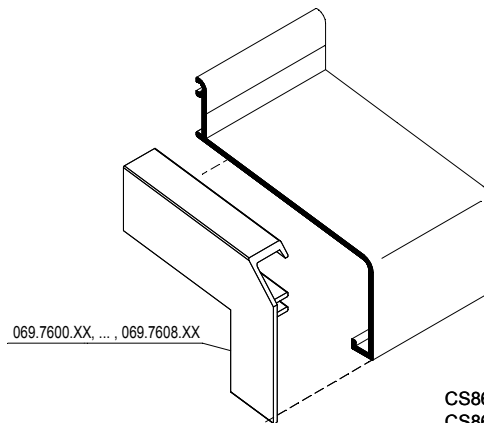


<p><b>108.0136.XX</b></p> <p><math>I_x = 19.759 \text{ cm}^4</math></p>  <p>1 CS86-001001.dxf CS86-001001.dwg</p>	<p><b>108.0183.XX</b></p> <p><math>I_x = 25.862 \text{ cm}^4</math></p>  <p>1 CS86-001002.dxf CS86-001002.dwg</p>	<p><b>108.0125.XX</b></p> <p><math>I_x = 30.958 \text{ cm}^4</math></p>  <p>1 CS86-001003.dxf CS86-001003.dwg</p>	<p><b>108.0140.XX</b></p> <p><math>I_x = 36.083 \text{ cm}^4</math></p>  <p>1 CS86-001004.dxf CS86-001004.dwg</p>
<p><b>108.0142.XX</b></p> <p><math>I_x = 51.146 \text{ cm}^4</math></p>  <p>1 CS86-001005.dxf CS86-001005.dwg</p>			
<p><b>108.0113.XX</b></p> <p><math>I_x = 22.875 \text{ cm}^4</math></p>  <p>1a CS86-001008.dxf CS86-001008.dwg</p>	<p><b>108.0120.XX</b></p> <p><math>I_x = 29.144 \text{ cm}^4</math></p>  <p>1a CS86-001009.dxf CS86-001009.dwg</p>	<p><b>108.0114.XX</b></p> <p><math>I_x = 34.305 \text{ cm}^4</math></p>  <p>1a CS86-001010.dxf CS86-001010.dwg</p>	<p><b>108.0123.XX</b></p> <p><math>I_x = 39.488 \text{ cm}^4</math></p>  <p>1a CS86-001011.dxf CS86-001011.dwg</p>

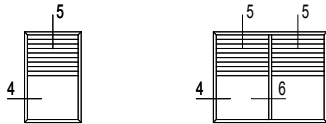




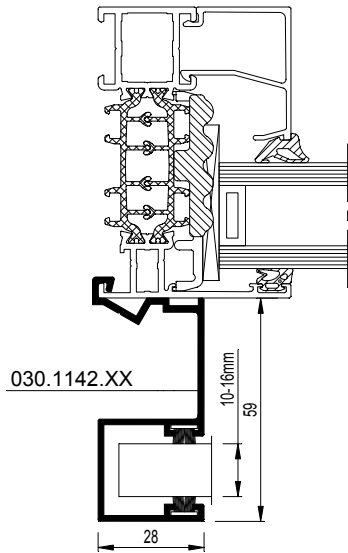
<p>030.0038.XX</p>	<p>2 CS86-002009.dxf CS86-002009.dwg</p>	<p>2a CS86-002019.dxf CS86-002019.dwg</p>
<p>030.0037.XX</p>	<p>2 CS86-002008.dxf CS86-002008.dwg</p>	<p>2a CS86-002018.dxf CS86-002018.dwg</p>
<p>030.0036.XX</p>	<p>2 CS86-002007.dxf CS86-002007.dwg</p>	<p>2a CS86-002017.dxf CS86-002017.dwg</p>
<p>030.0035.XX</p>	<p>2 CS86-002006.dxf CS86-002006.dwg</p>	<p>2a CS86-002016.dxf CS86-002016.dwg</p>
<p>030.0034.XX</p>	<p>2 CS86-002005.dxf CS86-002005.dwg</p>	<p>2a CS86-002015.dxf CS86-002015.dwg</p>
<p>030.0033.XX</p>	<p>2 CS86-002004.dxf CS86-002004.dwg</p>	<p>2a CS86-002014.dxf CS86-002014.dwg</p>
<p>030.0032.XX</p>	<p>2 CS86-002003.dxf CS86-002003.dwg</p>	<p>2a CS86-002013.dxf CS86-002013.dwg</p>
<p>030.0031.XX</p>	<p>2 CS86-002002.dxf CS86-002002.dwg</p>	<p>2a CS86-002012.dxf CS86-002012.dwg</p>
<p>030.0030.XX</p>	<p>2 CS86-002001.dxf CS86-002001.dwg</p>	<p>2a CS86-002011.dxf CS86-002011.dwg</p>



CS86-3d0001.dxf  
CS86-3d0001.dwg

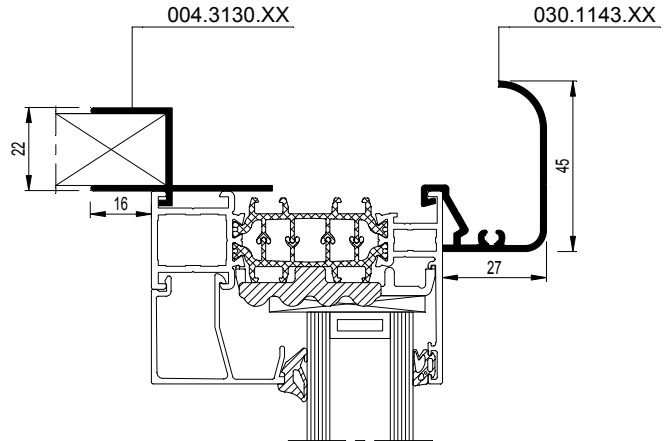


4



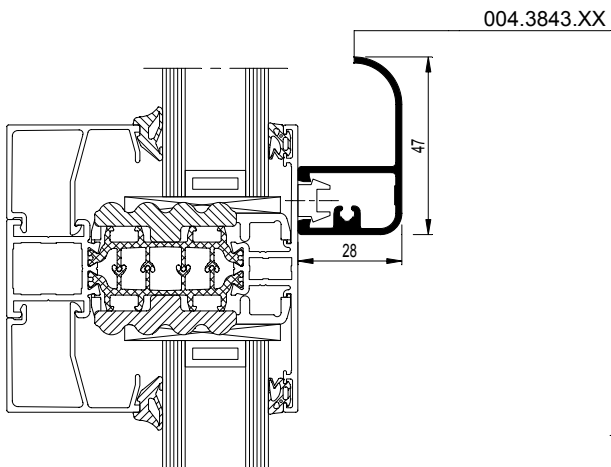
CS86-004001.dxf  
 CS86-004001.dwg

5



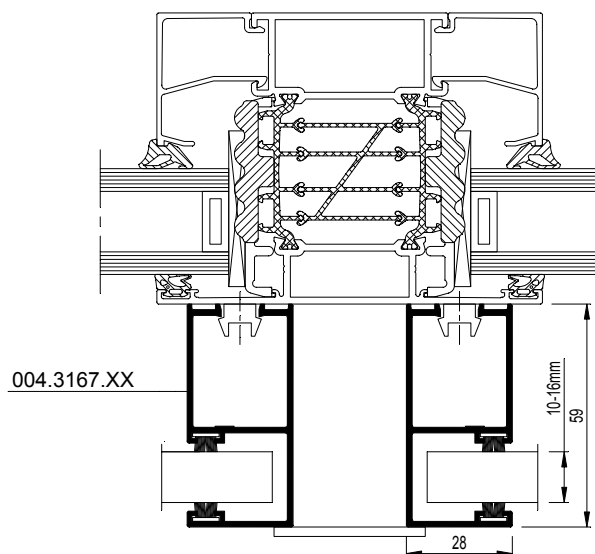
CS86-005001.dxf  
 CS86-005001.dwg

5

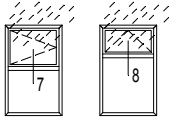


CS86-005002.dxf  
 CS86-005002.dwg

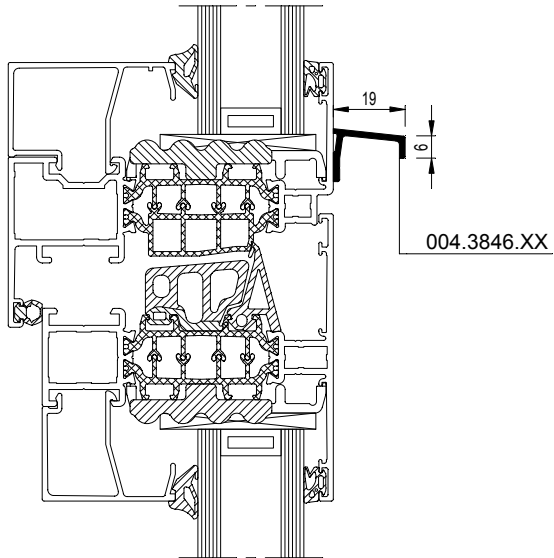
6



CS86-006001.dxf  
 CS86-006001.dwg

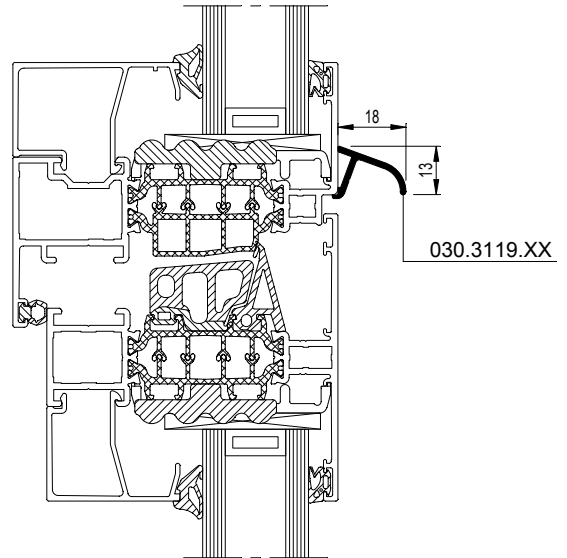


7




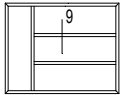
CS86-007001.dxf  
CS86-007001.dwg

8

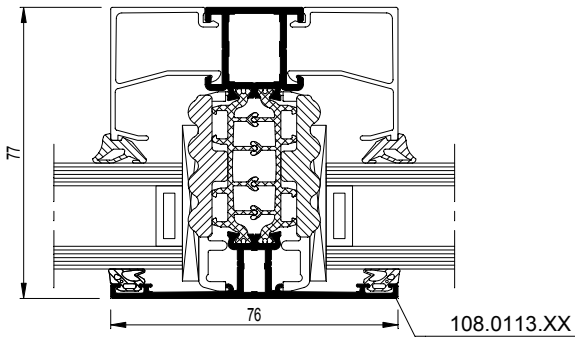



CS86-008001.dxf  
CS86-008001.dwg





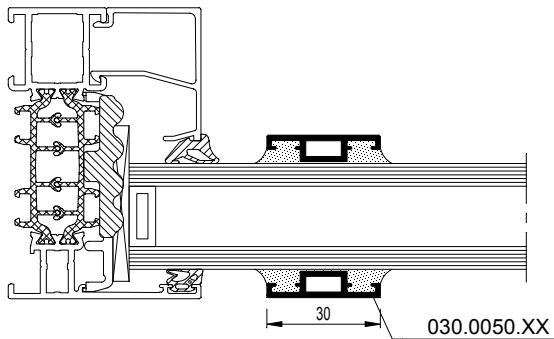
9



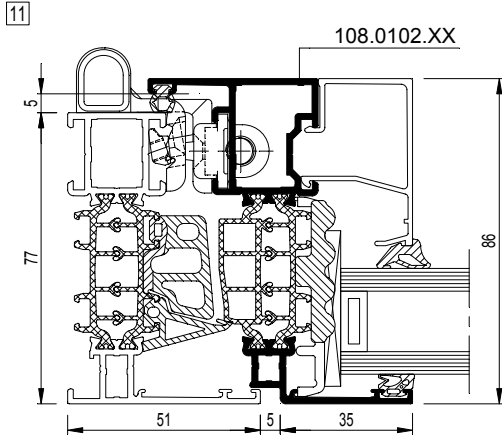
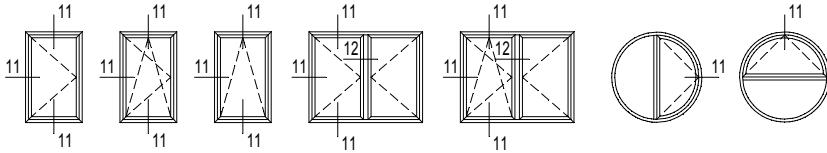
 Zie ook T-profielen op blz. 16-17  
Voir aussi traverses page 16-17  
See also transom-mullions on pages 16-17  
Siehe auch Sprossen Seite 16-17

CS86-009003.dxf  
CS86-009003.dwg

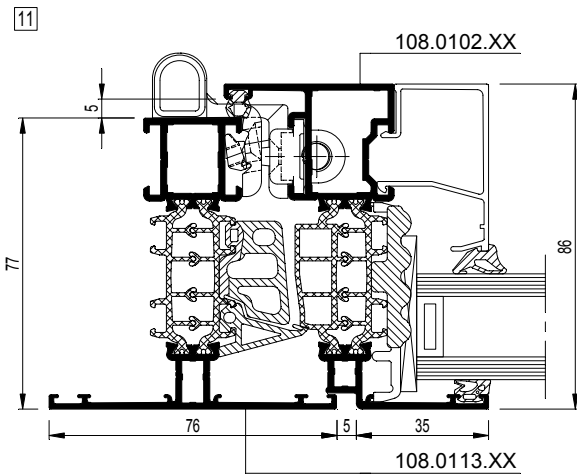
9



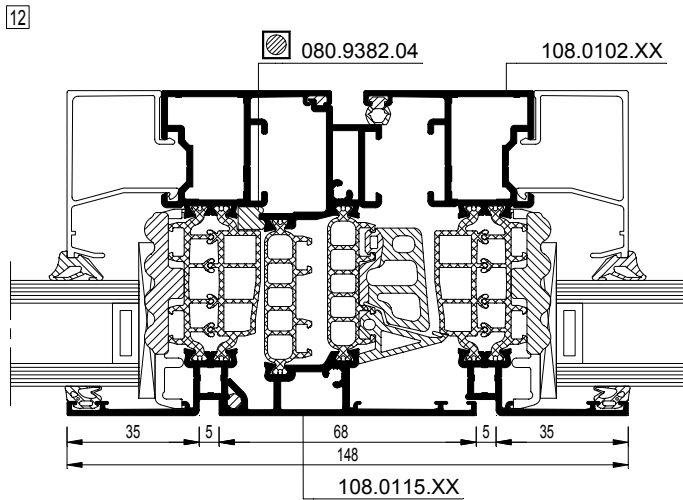
CS86-009002.dxf  
CS86-009002.dwg



... .dxf  
 ... .dwg



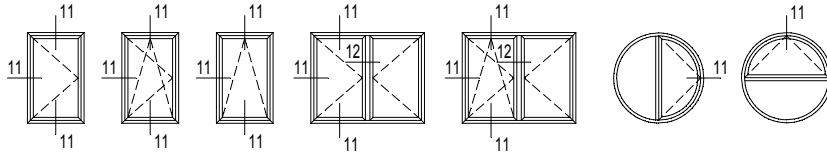
CS86-011005.dxf  
 CS86-011005.dwg




... .dxf  
 ... .dwg

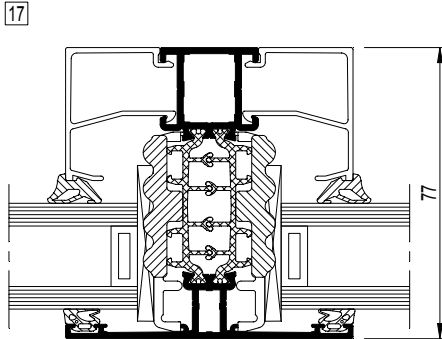
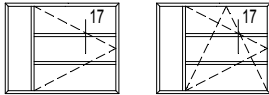






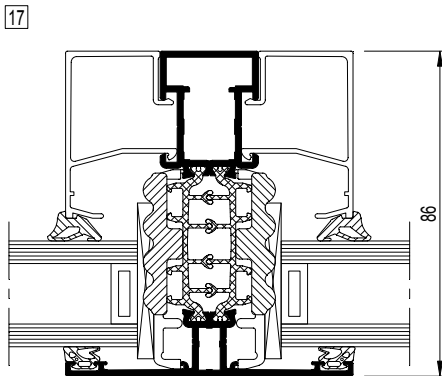
<p><b>108.0102.XX</b></p> <p><math>I_x = 26.696 \text{ cm}^4</math></p> <p>[11] CS86-011001.dxf CS86-011001.dwg</p> <p>[12] CS86-012001.dxf CS86-012001.dwg</p>	<p><b>108.0192.XX</b></p> <p><math>I_x = 35.473 \text{ cm}^4</math></p> <p>[11] CS86-011002.dxf CS86-011002.dwg</p> <p>[12] CS86-012002.dxf CS86-012002.dwg</p>	<p><b>108.0112.XX</b></p> <p><math>I_x = 41.894 \text{ cm}^4</math></p> <p>[11] CS86-011003.dxf CS86-011003.dwg</p> <p>[12] CS86-012003.dxf CS86-012003.dwg</p>
<p><b>108.0121.XX</b></p> <p><math>I_x = 48.266 \text{ cm}^4</math></p> <p>[11] CS86-011004.dxf CS86-011004.dwg</p> <p>[12] CS86-012004.dxf CS86-012004.dwg</p>		





Zie ook T-profielen op blz. 16-17  
 Voir aussi traverses page 16-17  
 See also transom-mullions on pages 16-17  
 Siehe auch Sprossen Seite 16-17

CS86-017005.dxf  
 CS86-017005.dwg



005.0859.XX

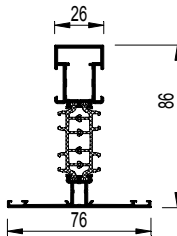


... .dxf  
 ... .dwg



108.0859.XX

$I_x = 30.264 \text{ cm}^4$

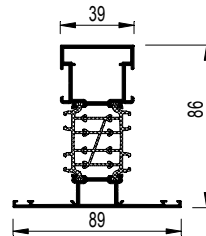


17

CS86-017001.dxf  
 CS86-017001.dwg

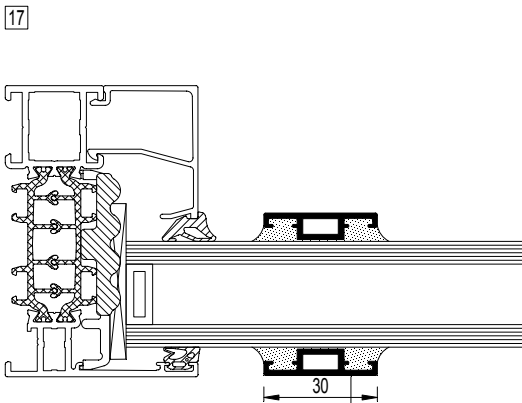
108.0860.XX

$I_x = 38.283 \text{ cm}^4$



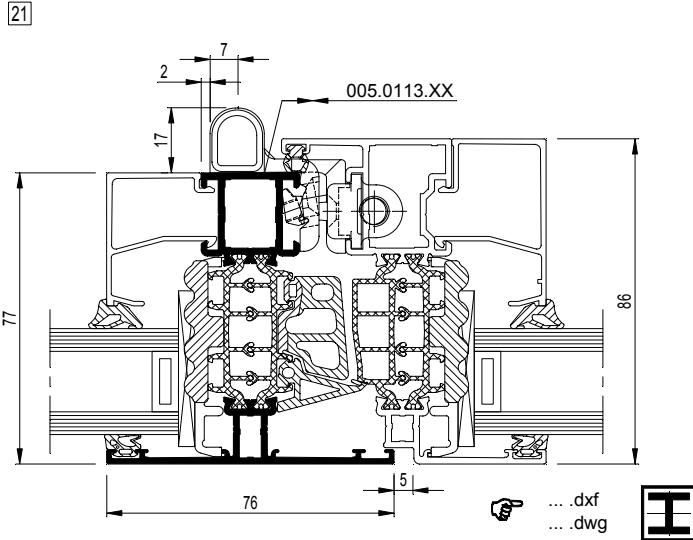
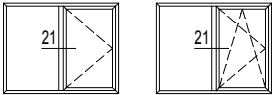
17

CS86-017002.dxf  
 CS86-017002.dwg



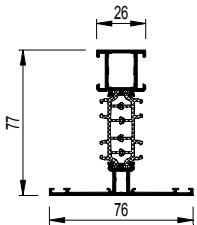
030.0050.XX

CS86-017004.dxf  
 CS86-017004.dwg



## 108.0113.XX

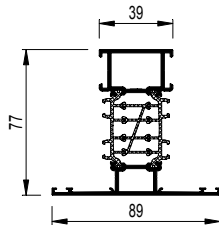
$I_x = 22.875 \text{ cm}^4$



CS86-021001.dxf  
 CS86-021001.dwg

## 108.0120.XX

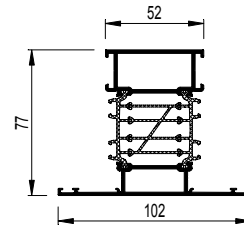
$I_x = 29.144 \text{ cm}^4$



CS86-021002.dxf  
 CS86-021002.dwg

## 108.0114.XX

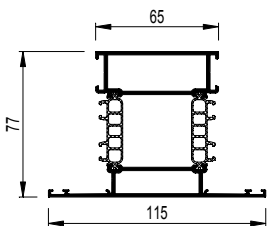
$I_x = 34.305 \text{ cm}^4$



CS86-021003.dxf  
 CS86-021003.dwg

## 108.0123.XX

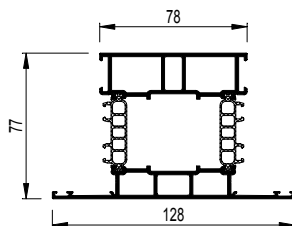
$I_x = 39.488 \text{ cm}^4$



CS86-021004.dxf  
 CS86-021004.dwg

## 108.0116.XX

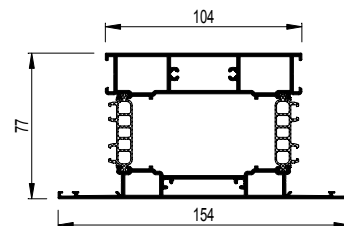
$I_x = 50.577 \text{ cm}^4$



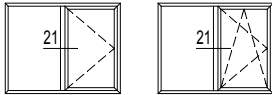
CS86-021005.dxf  
 CS86-021005.dwg

## 108.0824.XX

$I_x = 64.667 \text{ cm}^4$

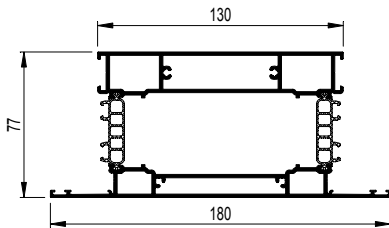


CS86-021009.dxf  
 CS86-021009.dwg



108.0817.XX  
 1K8.0817.XX

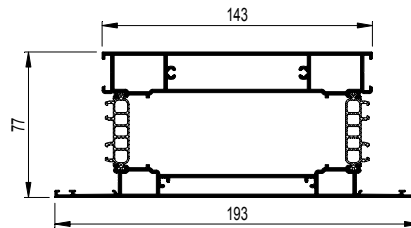
$I_x = 75.518 \text{ cm}^4$



[21] CS86-021010.dxf  
 CS86-021010.dwg

108.0847.XX  
 1K8.0847.XX

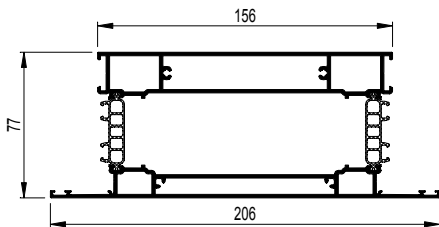
$I_x = 80.946 \text{ cm}^4$



[21] CS86-021011.dxf  
 CS86-021011.dwg

108.0850.XX  
 1K8.0850.XX

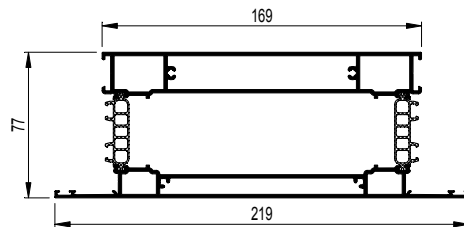
$I_x = 86.328 \text{ cm}^4$



[21] CS86-021012.dxf  
 CS86-021012.dwg

108.0854.XX  
 1K8.0854.XX

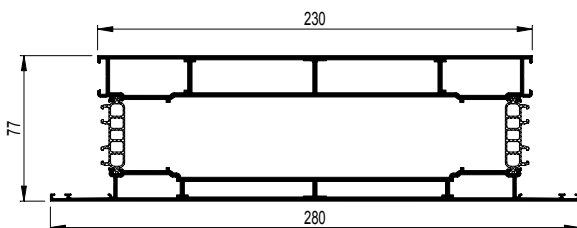
$I_x = 91.797 \text{ cm}^4$



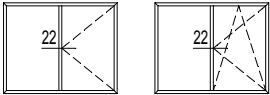
[21] CS86-021013.dxf  
 CS86-021013.dwg

108.0155.XX  
 1K8.0155.XX

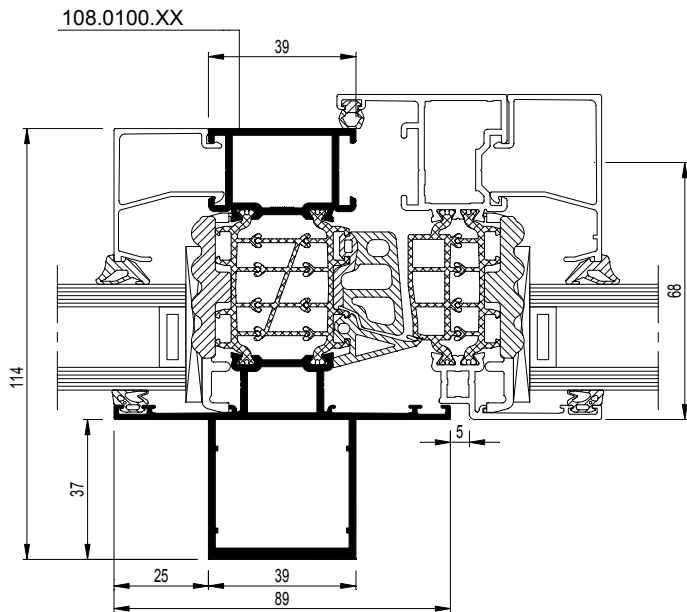
$I_x = 133.819 \text{ cm}^4$



[21] CS86-021014.dxf  
 CS86-021014.dwg



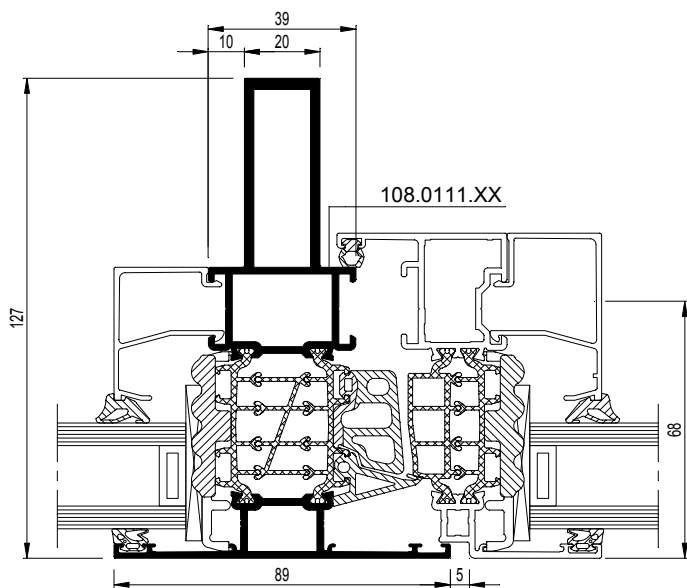
22



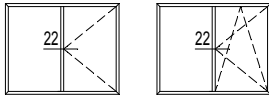
☞ ... .dxf  
 ... .dwg



22a

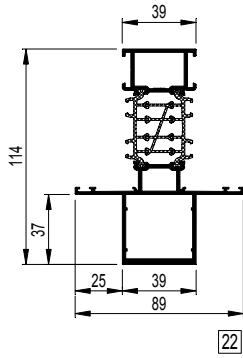


CS86-022008.dxf  
 CS86-022008.dwg



108.0100.XX

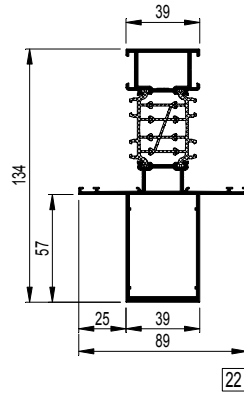
$I_x = 65.239 \text{ cm}^4$



CS86-022001.dxf  
 CS86-022001.dwg

108.0109.XX

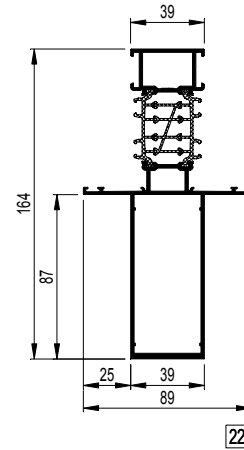
$I_x = 93.702 \text{ cm}^4$



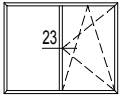
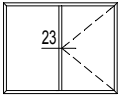
CS86-022002.dxf  
 CS86-022002.dwg

108.0110.XX

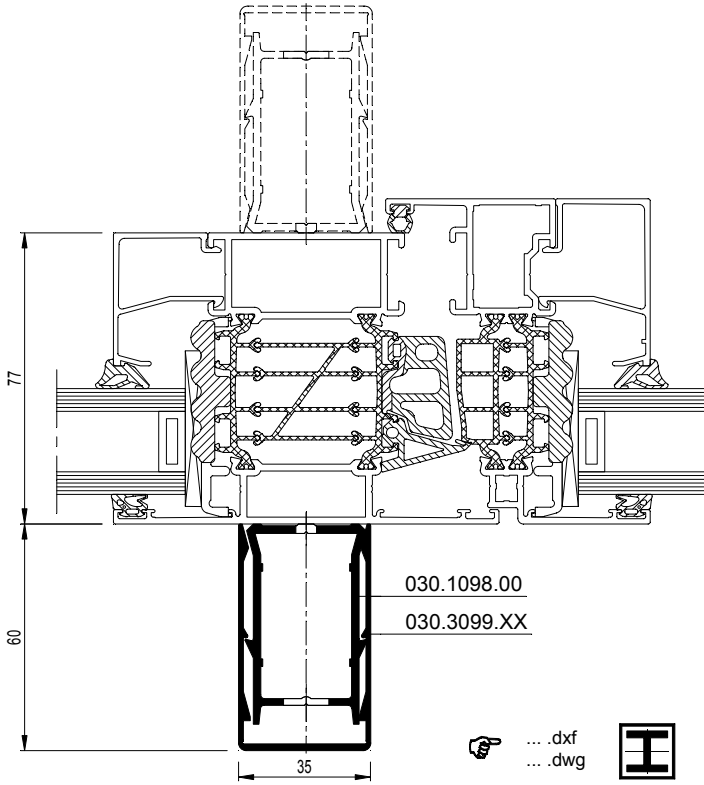
$I_x = 154.662 \text{ cm}^4$



CS86-022003.dxf  
 CS86-022003.dwg



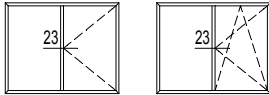
23a



23

Nota : voor keuze van versteviging : zie waarden op blz 22-23  
 Note : pour choix de renforcement : voir valeurs page 22-23  
 Note: For choice of reinforcement, see values on pages 22-23  
 Note : für Verstärkungswahl : siehe Werte Seite 22-23





030.1098.00

$I_x = 19.656 \text{ cm}^4$



23

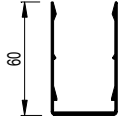
CS86-023003.dxf  
 CS86-023003.dwg

23a

CS86-023005.dxf  
 CS86-023005.dwg

030.3099.XX

$I_x = 9.625 \text{ cm}^4$



030.1097.00

$I_x = 10.260 \text{ cm}^4$



23

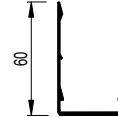
CS86-023004.dxf  
 CS86-023004.dwg

23a

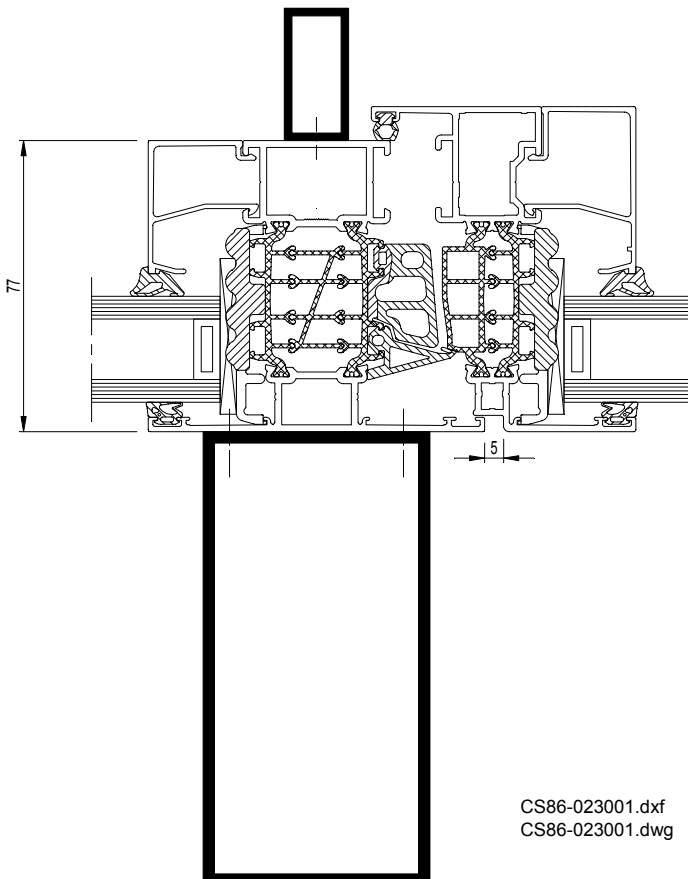
CS86-023006.dxf  
 CS86-023006.dwg

030.3099.XX


$I_x = 9.625 \text{ cm}^4$



23



CS86-023001.dxf  
 CS86-023001.dwg



Opmerking: - Versteviging van binnenzijde + scharnier is niet mogelijk indien de binnenzijde van een T-profiel <75 mm

- Bevestiging: om de 300 mm
- Bij horizontale versteviging, gelieve het Reynaers filiaal in uw land te contacteren



Remarque: - Positionnement du renfort à l'intérieur en présence de charnières non possible sur profilé-T de largeur intérieure < 75 mm

- Fixation: tous les 300 mm
- Pour utilisation comme renfort horizontal, veuillez contacter la succursale Reynaers dans votre pays.

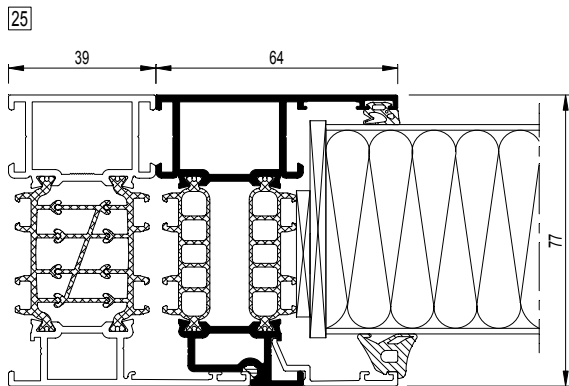
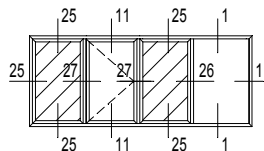
Remark: - Reinforcement of inner side + hinge is not possible in case the inner side of a transom-mullion < 75 mm

- fixing: every 300mm
- For horizontal reinforcements, please contact your local Reynaers office.

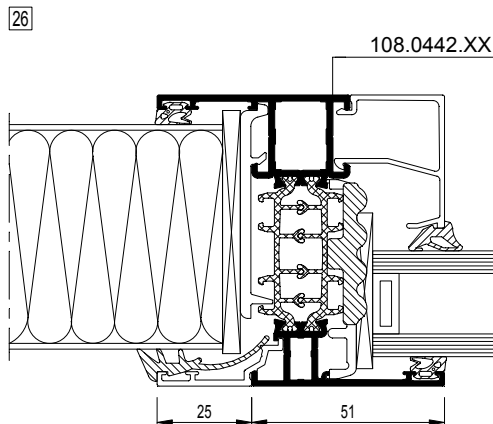
Anmerkung: - Verstärkung der Innenseite und des Bandes ist unmöglich wenn die Innenseite einer Sprosse < 75 mm

- Befestigung: jede 300 mm
- Bei horizontaler Verstärkung, Bitte kontaktieren Sie Ihre örtliche Reynaers Filiale

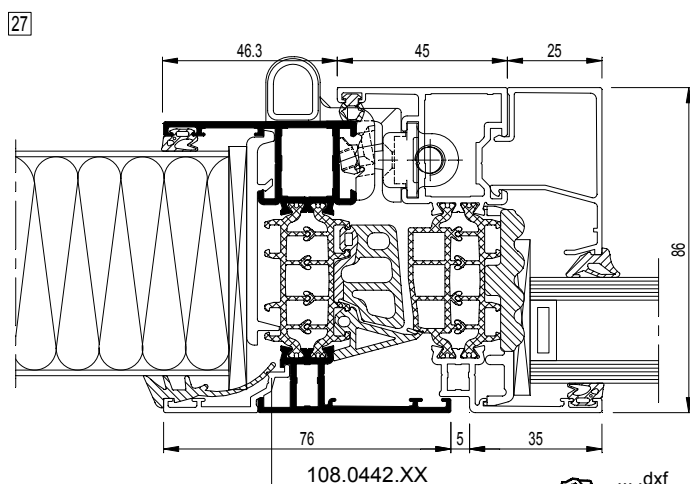
i Versteviging langs binnen Renforcement du côté intérieur Reinforcement inside Verstärkung der Innenseite				e Versteviging langs buiten Renforcement du côté extérieur Reinforcement outside Verstärkung der Aussenseite			
T-profiel Traverse Transom-mullion Sprosse		Zonder versteviging Sans renforcement Without reinforcement Ohne Verstärkung		met avec with mit 030.1097.00		met avec with mit 030.1098.00	
		lx cm4	Wx cm3			lx cm4	Wx cm3
108.0113.XX 		22.875	5.016	e	78.930	11.130	107.985
				i	103.158	15.418	141.006
108.0120.XX 		29.144	6.589	e	93.904	14.102	128.495
				i	115.646	16.419	158.987
108.0114.XX 		34.305	7.859	e	104.546	15.839	142.837
				i	125.297	17.233	172.473



CS86-025001.dxf  
 CS86-025001.dwg



☞ ... .dxf  
 ... .dwg

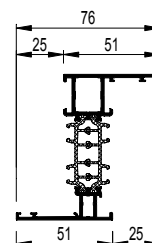


☞ ... .dxf  
 ... .dwg



## 108.0442.XX

$I_x = 23.867 \text{ cm}^4$

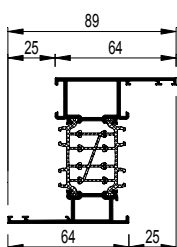


☞ CS86-026001.dxf  
 CS86-026001.dwg

☞ CS86-027001.dxf  
 CS86-027001.dwg

## 108.0443.XX

$I_x = 29.994 \text{ cm}^4$

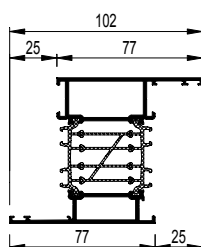


☞ CS86-026002.dxf  
 CS86-026002.dwg

☞ CS86-027002.dxf  
 CS86-027002.dwg

## 108.0451.XX

$I_x = 35.155 \text{ cm}^4$

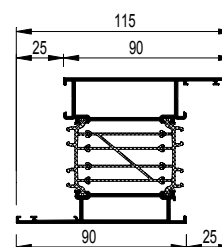


☞ CS86-026003.dxf  
 CS86-026003.dwg

☞ CS86-027003.dxf  
 CS86-027003.dwg

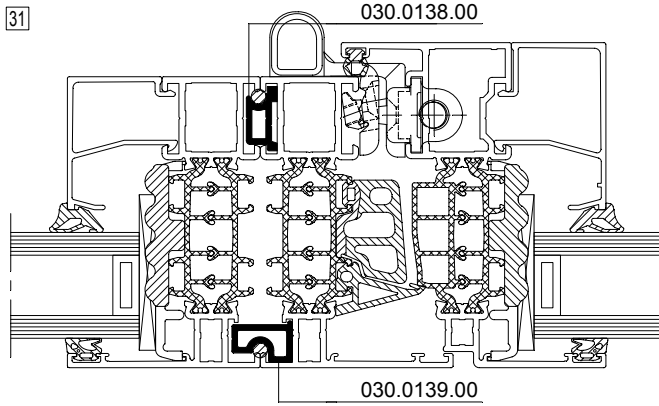
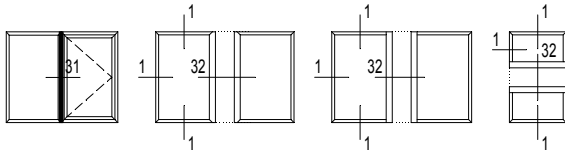
## 108.0444.XX

$I_x = 40.310 \text{ cm}^4$

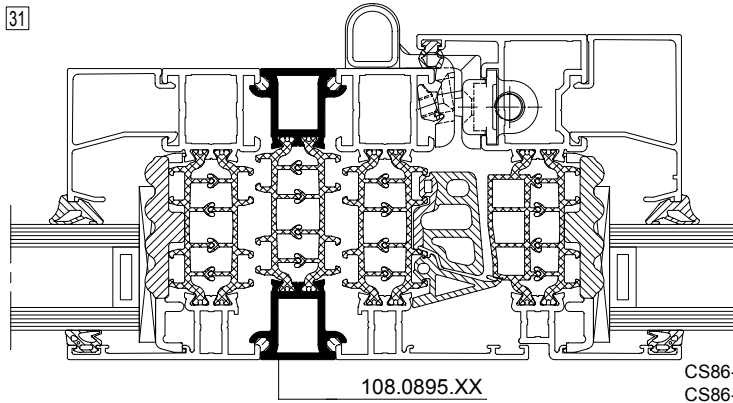


☞ CS86-026004.dxf  
 CS86-026004.dwg

☞ CS86-027004.dxf  
 CS86-027004.dwg



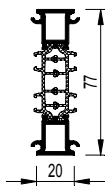
CS86-031001.dxf  
 CS86-031001.dwg



CS86-031002.dxf  
 CS86-031002.dwg

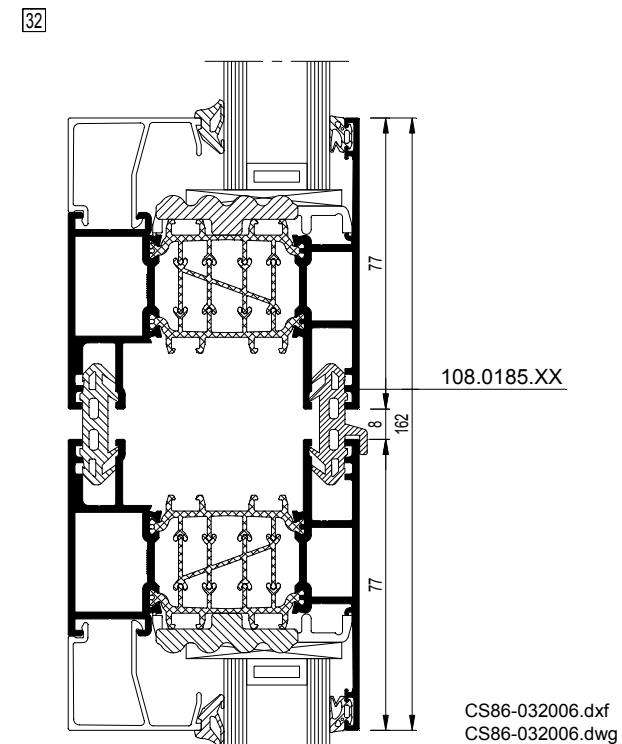
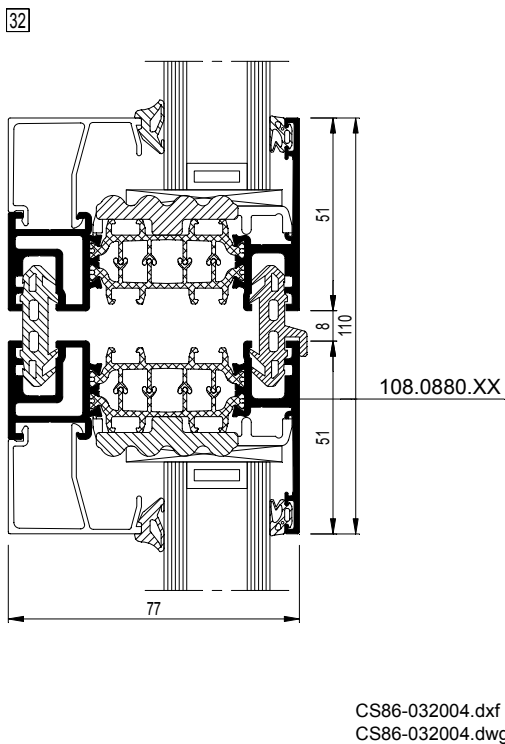
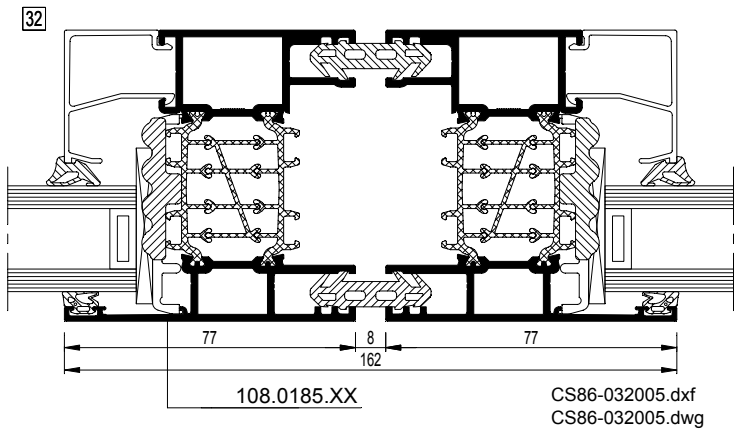
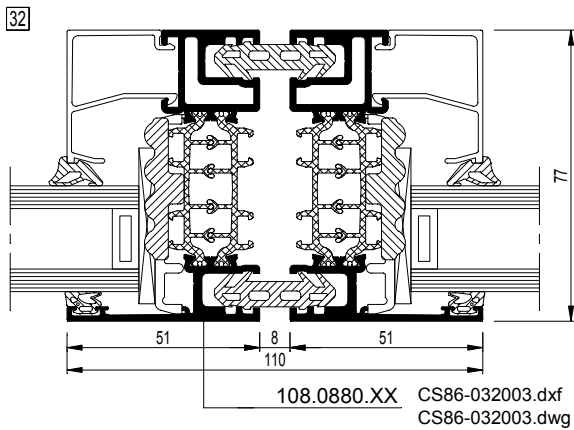
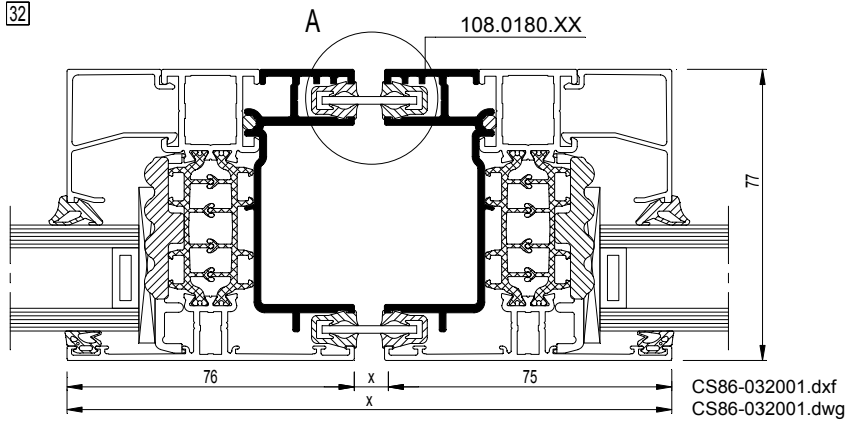
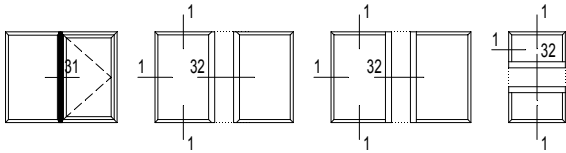
108.0895.XX

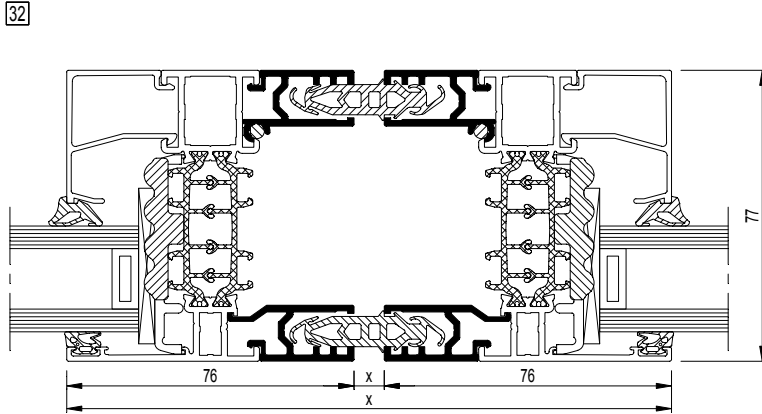
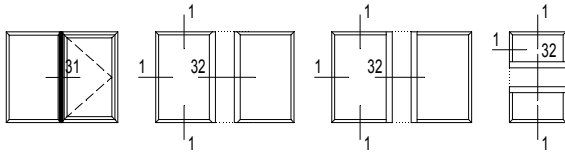
$I_x = 16.970 \text{ cm}^4$



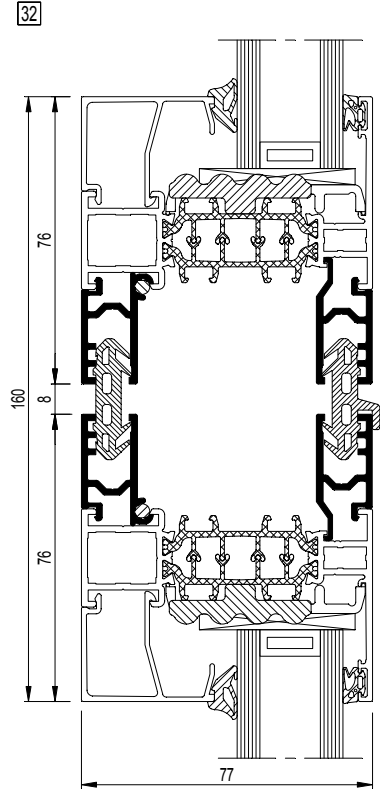
31

CS86-031002.dxf  
 CS86-031002.dwg

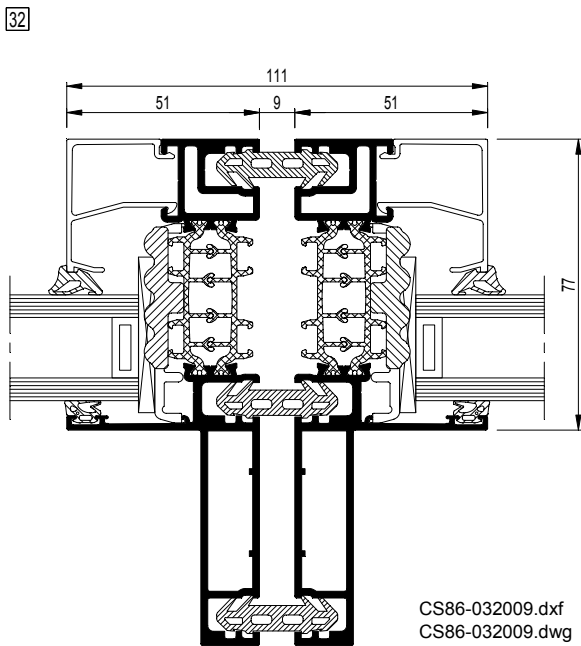




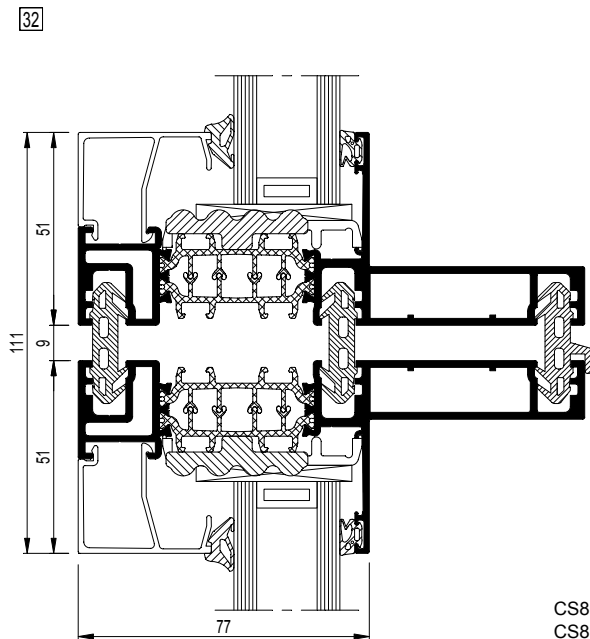
CS86-032007.dxf  
 CS86-032007.dwg




CS86-032008.dxf  
 CS86-032008.dwg



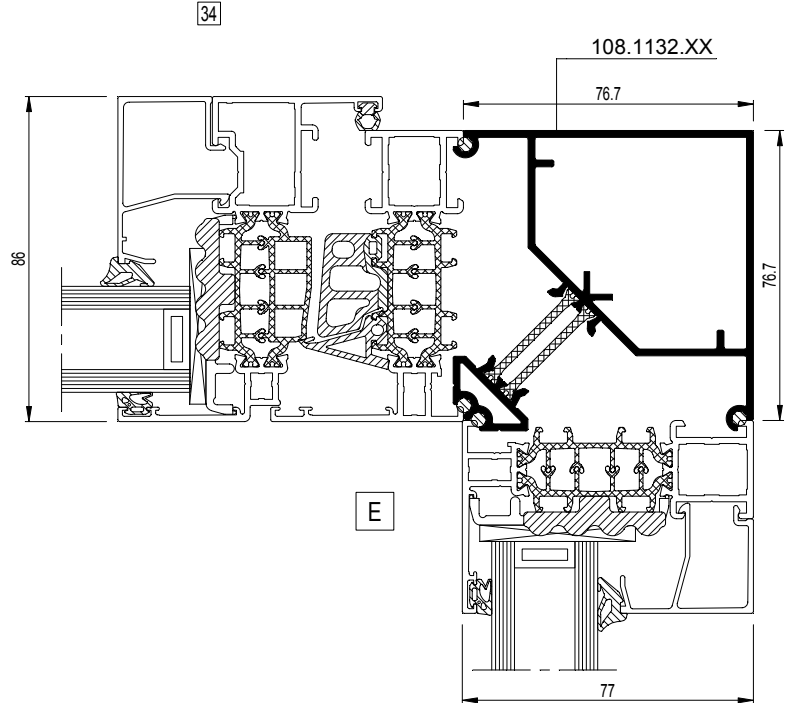
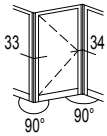
CS86-032009.dxf  
 CS86-032009.dwg



CS86-032010.dxf  
 CS86-032010.dwg

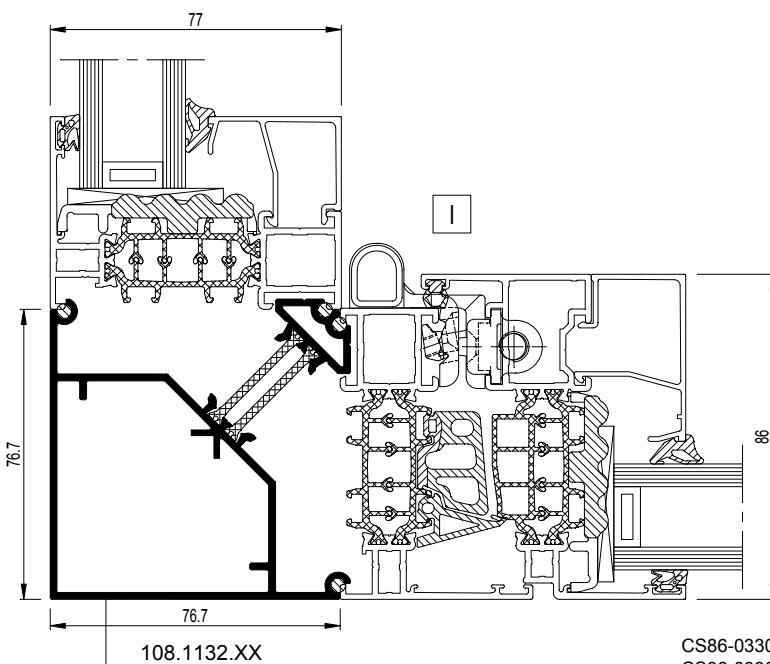




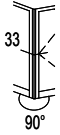


CS86-034001.dxf  
CS86-034001.dwg

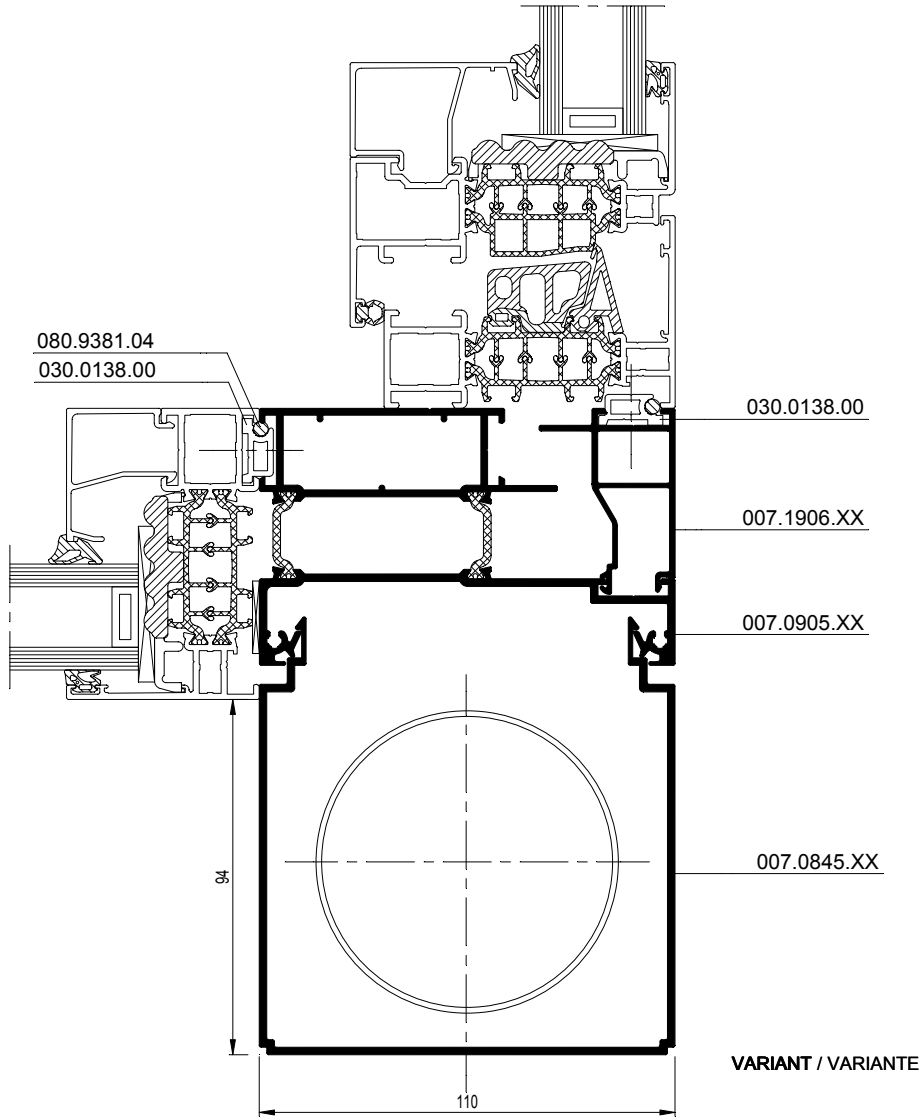
33



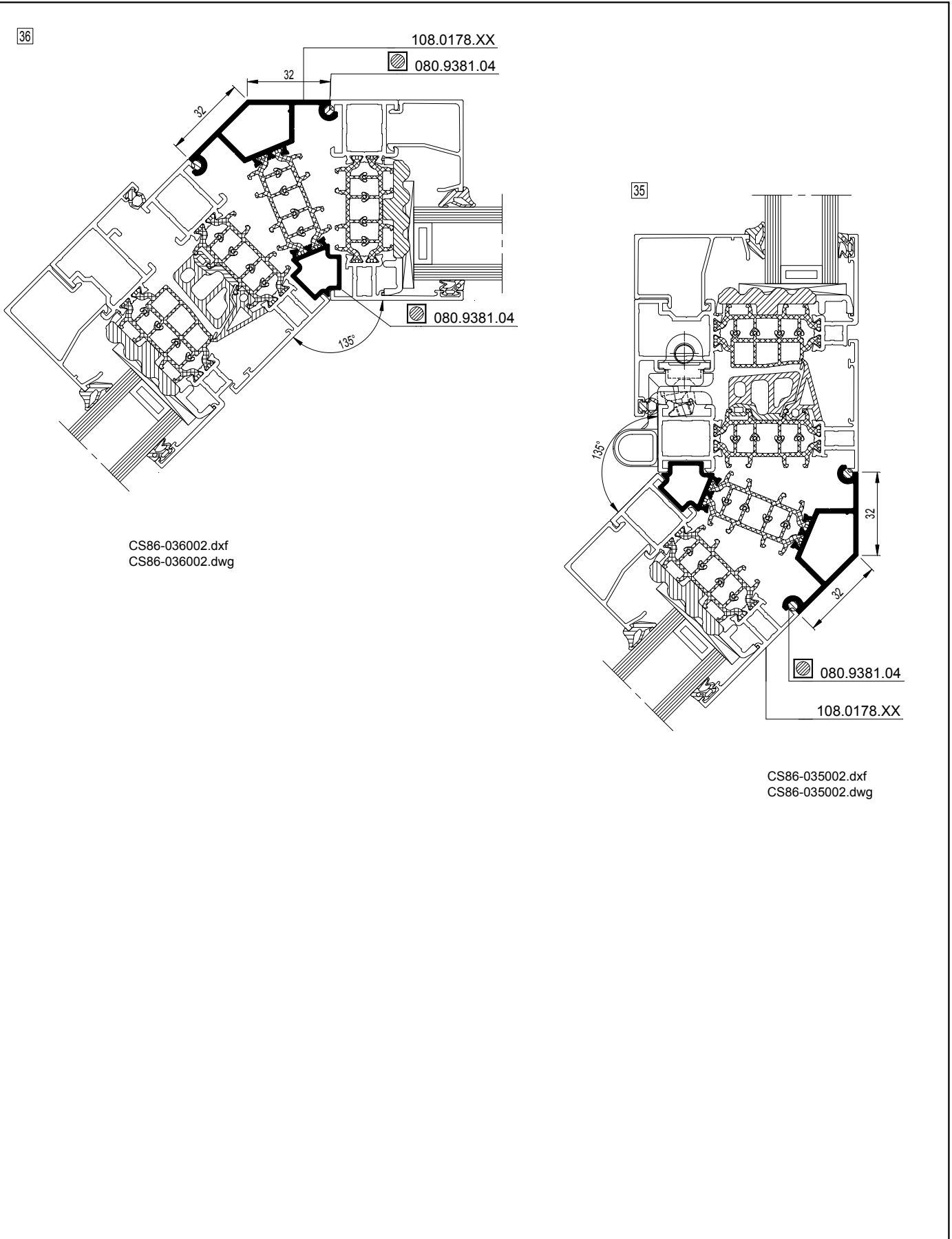
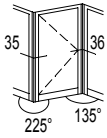
CS86-033001.dxf  
CS86-033001.dwg

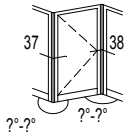


33

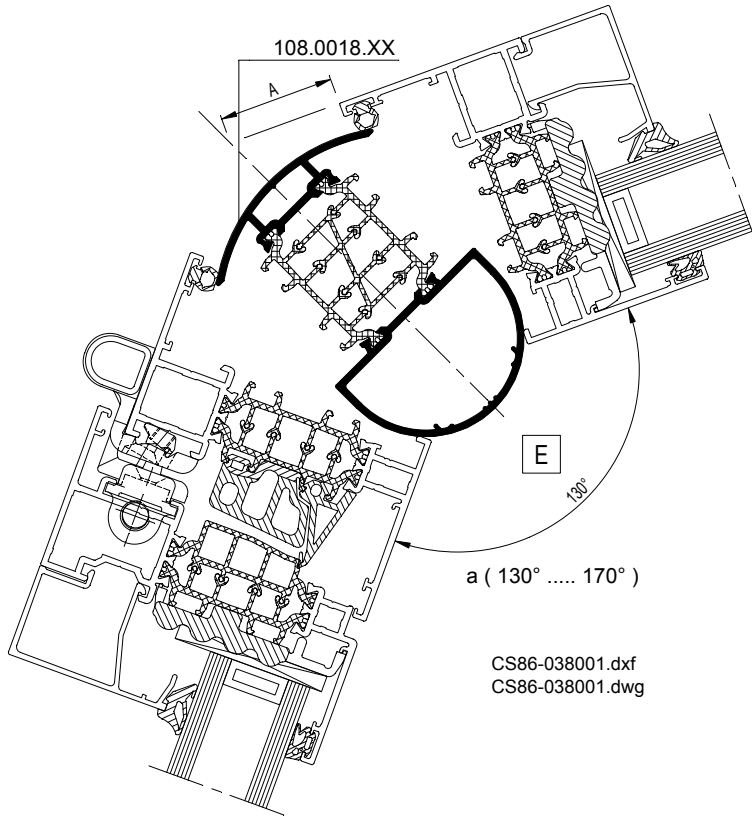


CS86-033002.dxf  
CS86-033002.dwg





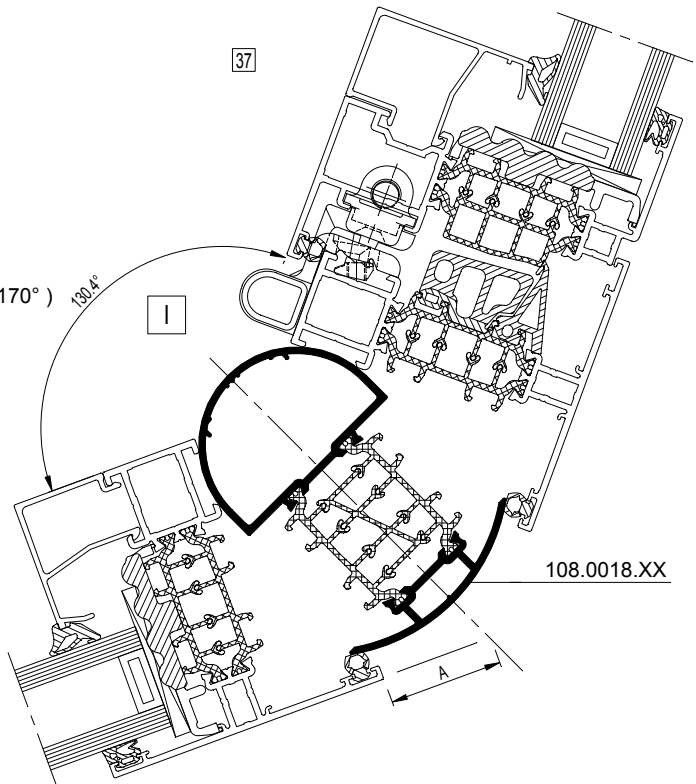
38



CS86-038001.dxf  
 CS86-038001.dwg

37

a ( 130° ..... 170° )



CS86-037001.dxf  
 CS86-037001.dwg

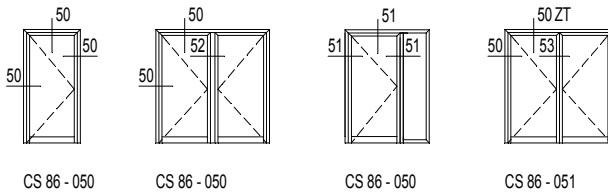
a	A
130	31
140	25.5
150	19
160	12.5
170	7

## CS 86-HI (Türen)

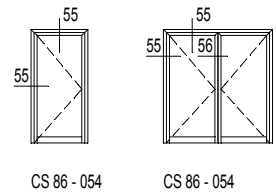


### 5 Türen nach innen öffnend

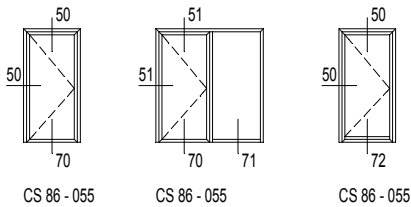
Nach innen öffnende Türen



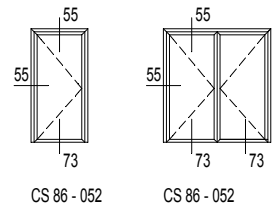
... mit Fensterprofil



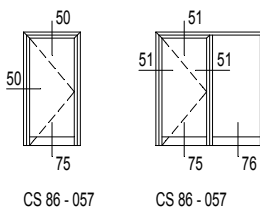
Nach innen öffnende Türen mit rundherum gepresstem Türflügel



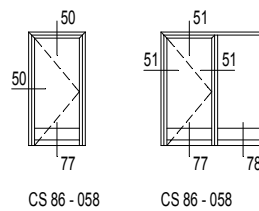
... mit Fensterprofil



Türen mit Sprosse

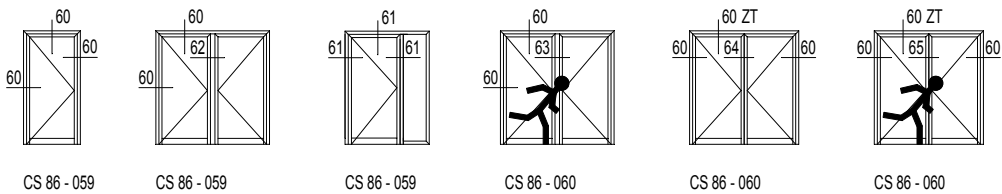


Türen mit wasserdichtem Anschlagprofil

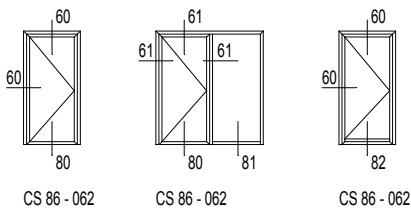


### 6 Türen nach außen öffnend

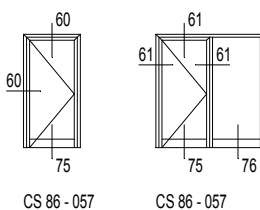
Nach außen öffnende Türen



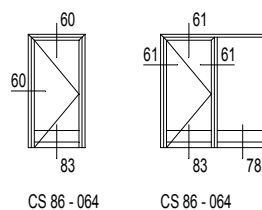
Nach außen öffnende Türen mit rundherum gepresstem Türflügel

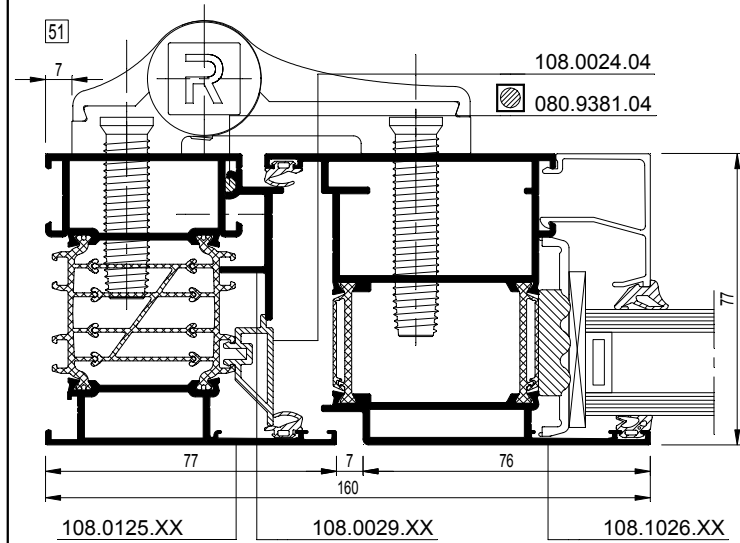
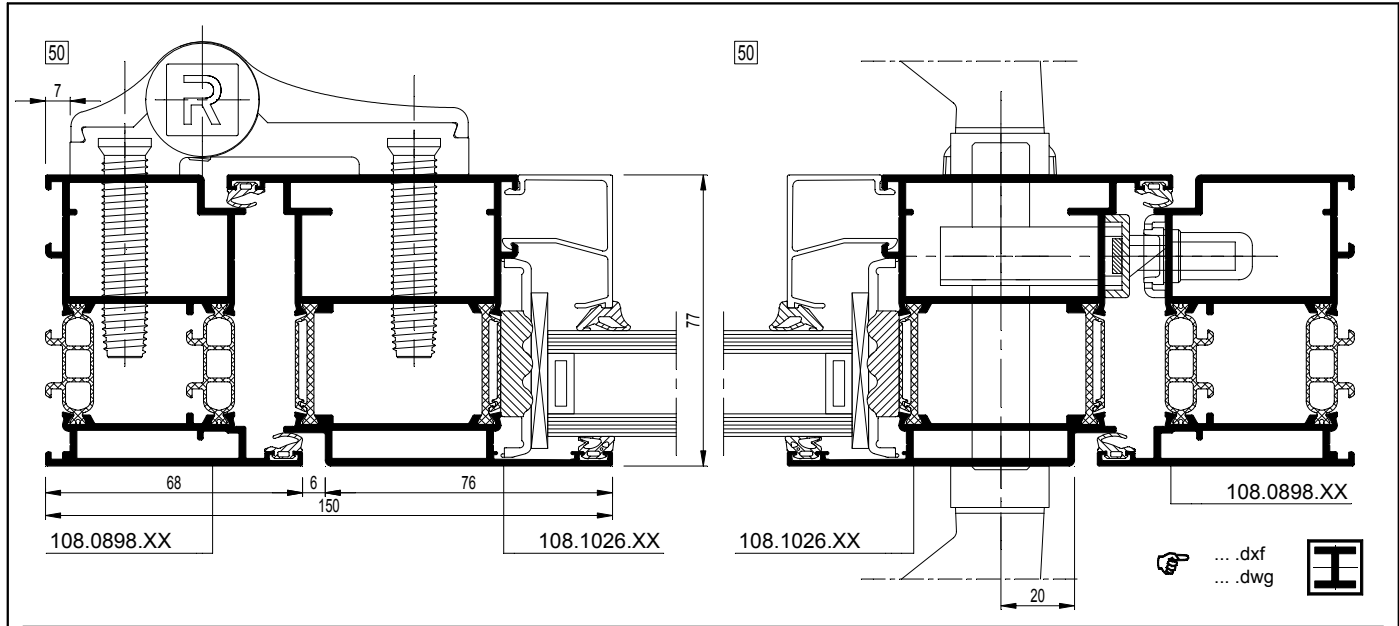
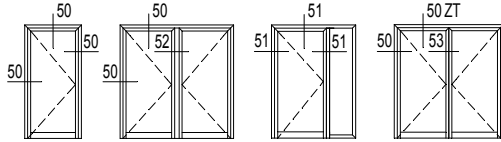


Türen mit Sprosse

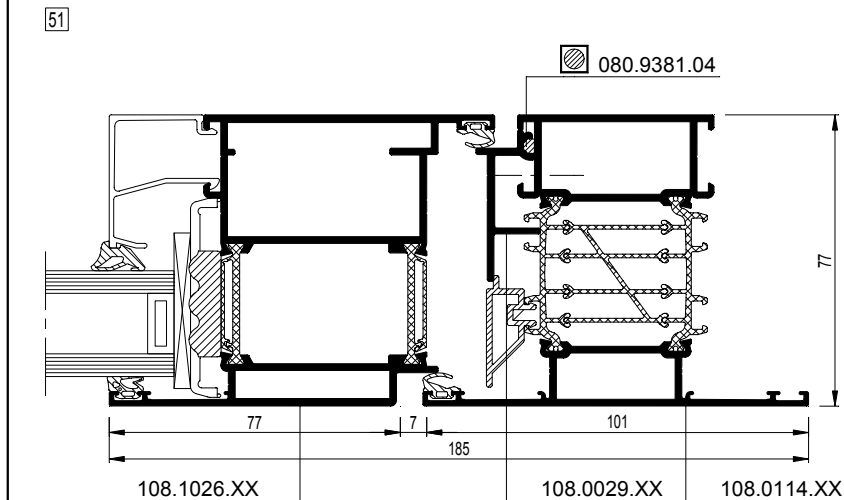


Türen mit wasserdichtem Anschlagprofil

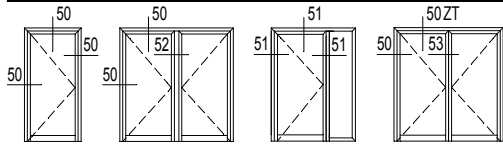




CS86-051001.dxf  
 CS86-051001.dwg

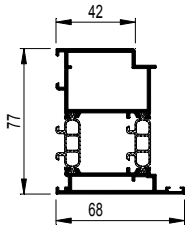


CS86-051002.dxf  
 CS86-051002.dwg



## 108.0898.XX

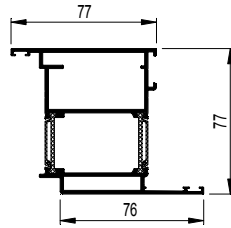
$I_x = 30.608 \text{ cm}^4$



50 CS86-050001.dxf  
 CS86-050001.dwg

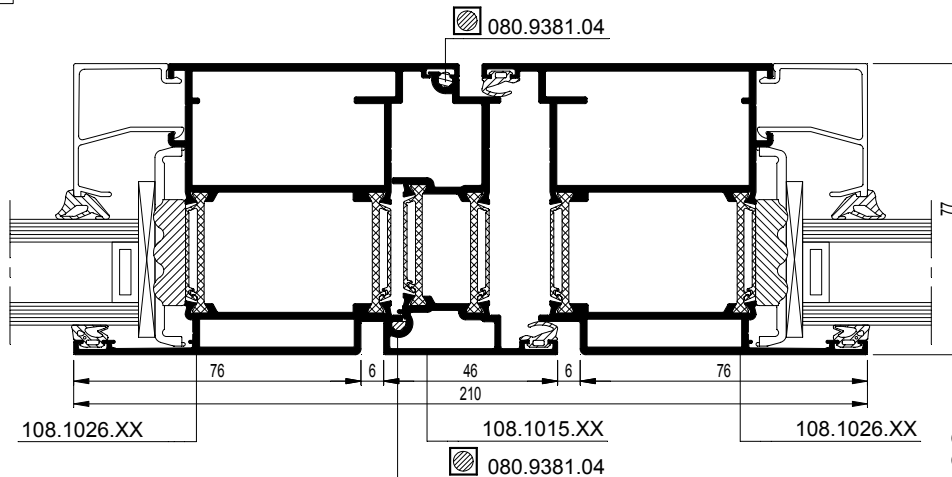
## 108.1026.XX

$I_x = 38.602 \text{ cm}^4$



50 CS86-050001.dxf  
 CS86-050001.dwg

52



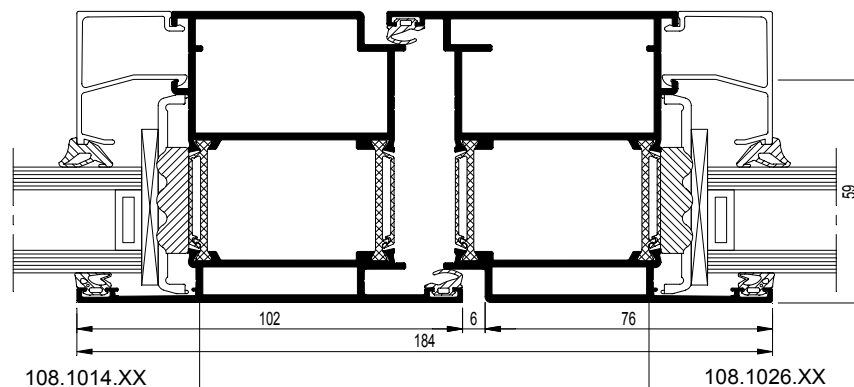
108.1026.XX

108.1015.XX

108.1026.XX

CS86-052001.dxf  
 CS86-052001.dwg

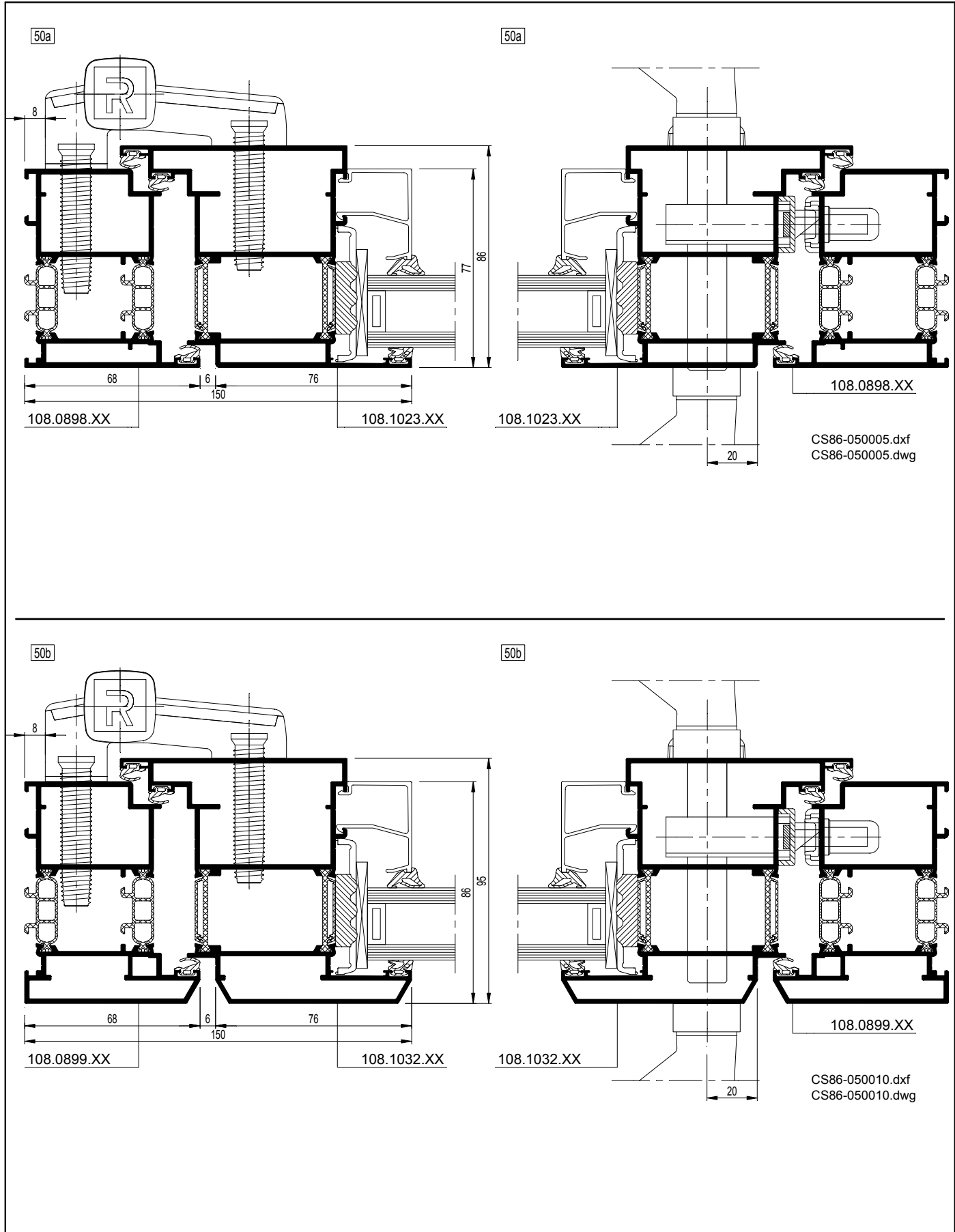
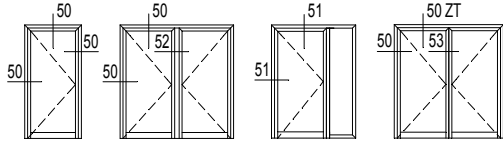
53 ZT



108.1014.XX

108.1026.XX

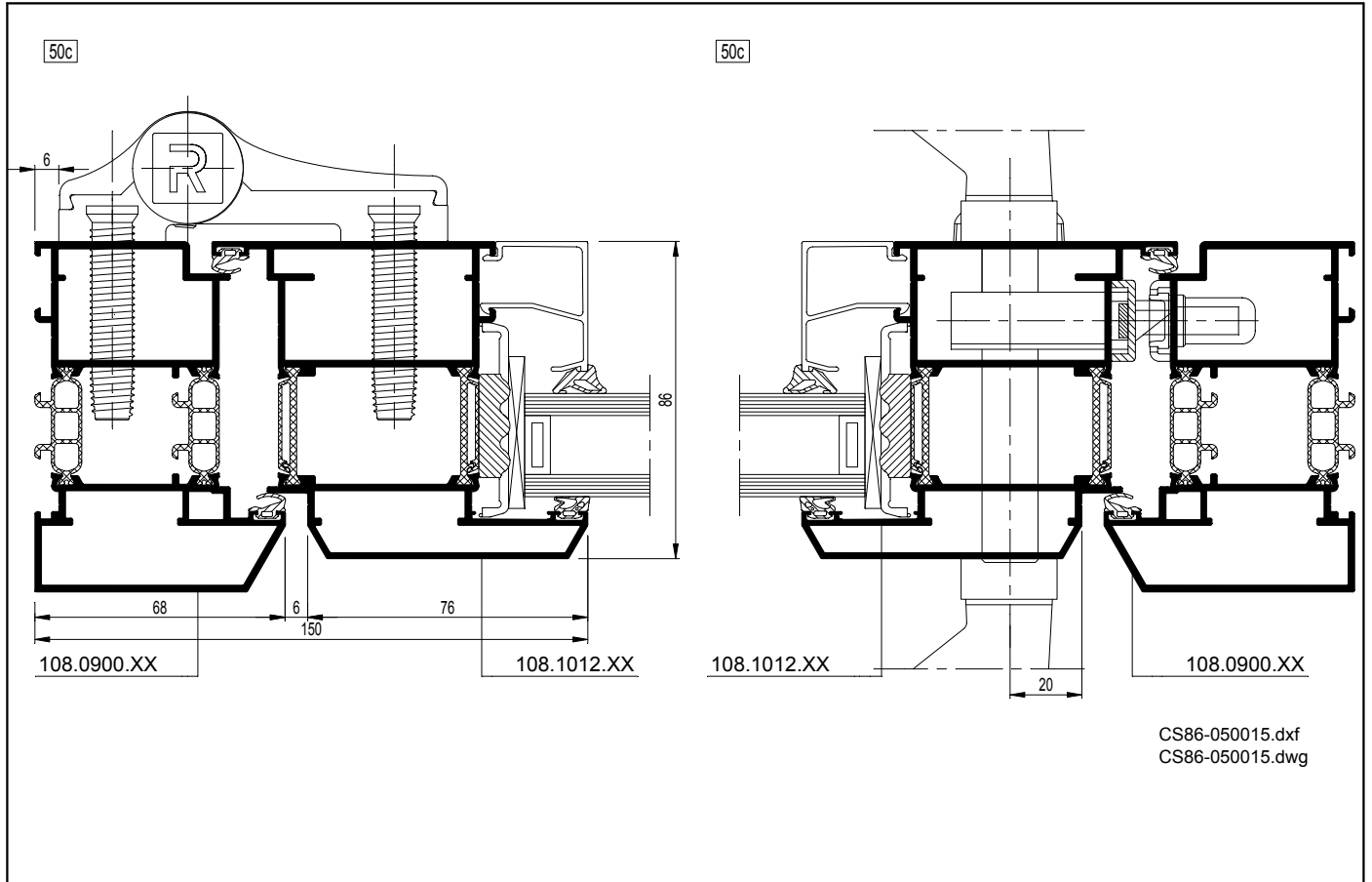
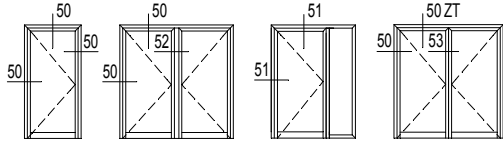
CS86-053001.dxf  
 CS86-053001.dwg



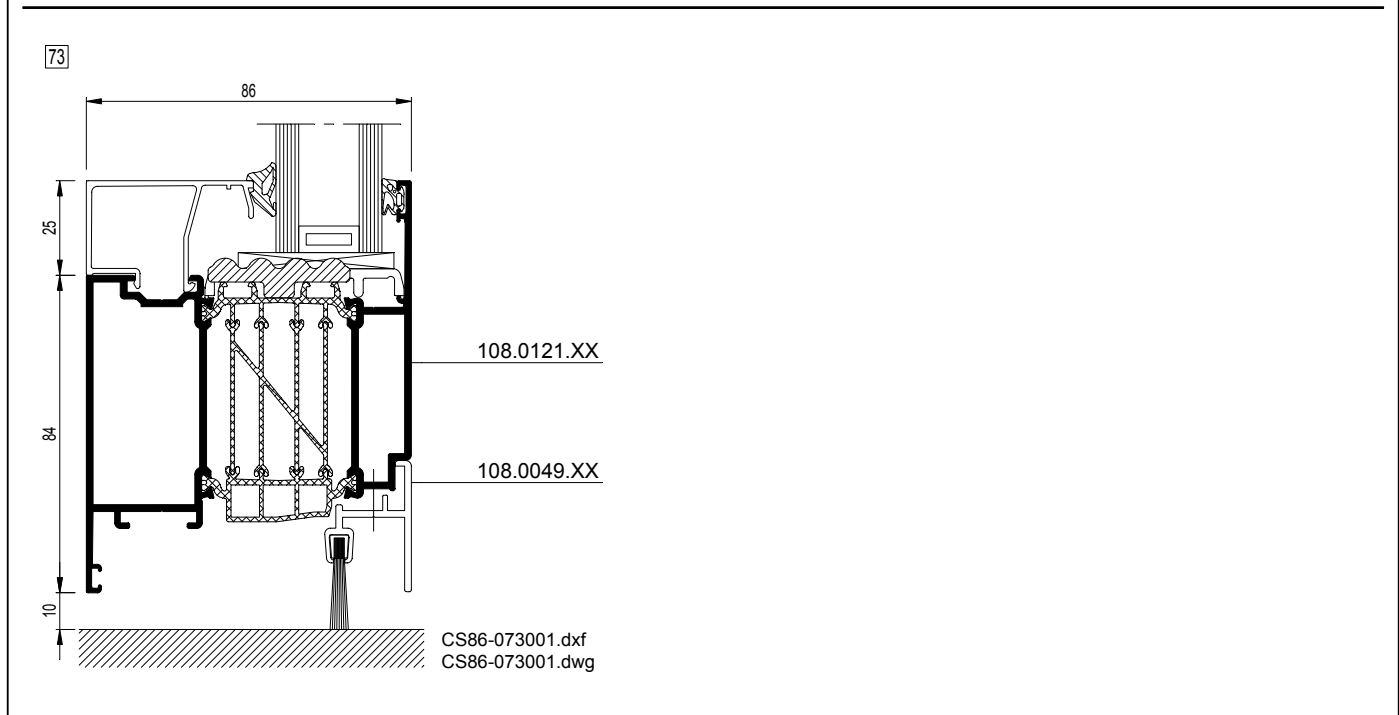
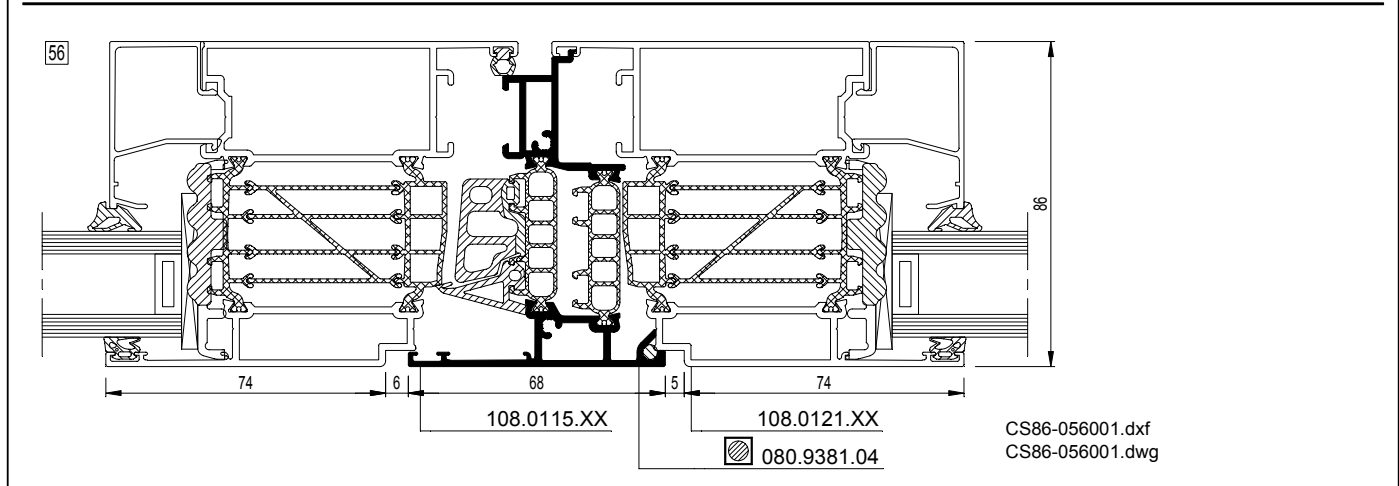
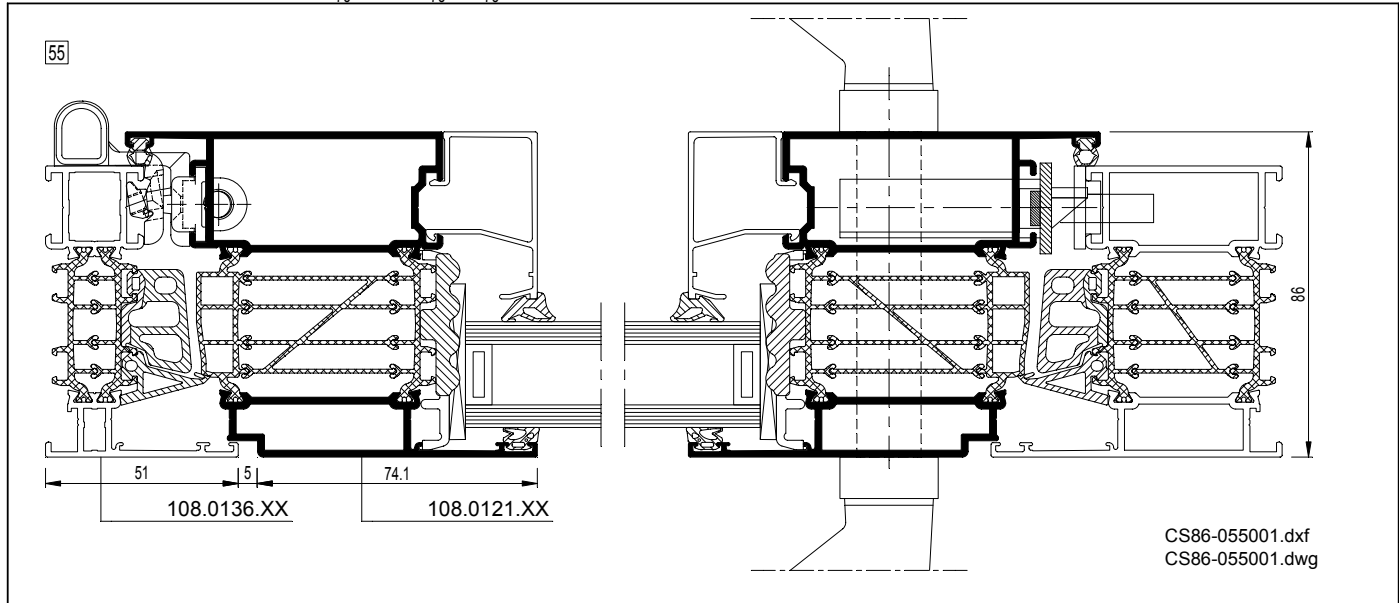
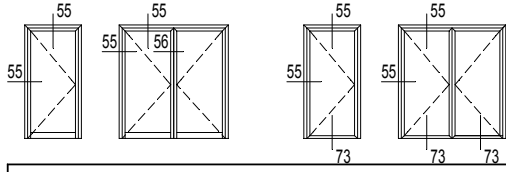


# CS 86-HI

Deuren - Naar binnen opengaande deuren  
 Portes - Portes ouvrant vers l'intérieur  
 Doors - Inward opening doors  
 Türen - Nach innen öffnende Türen

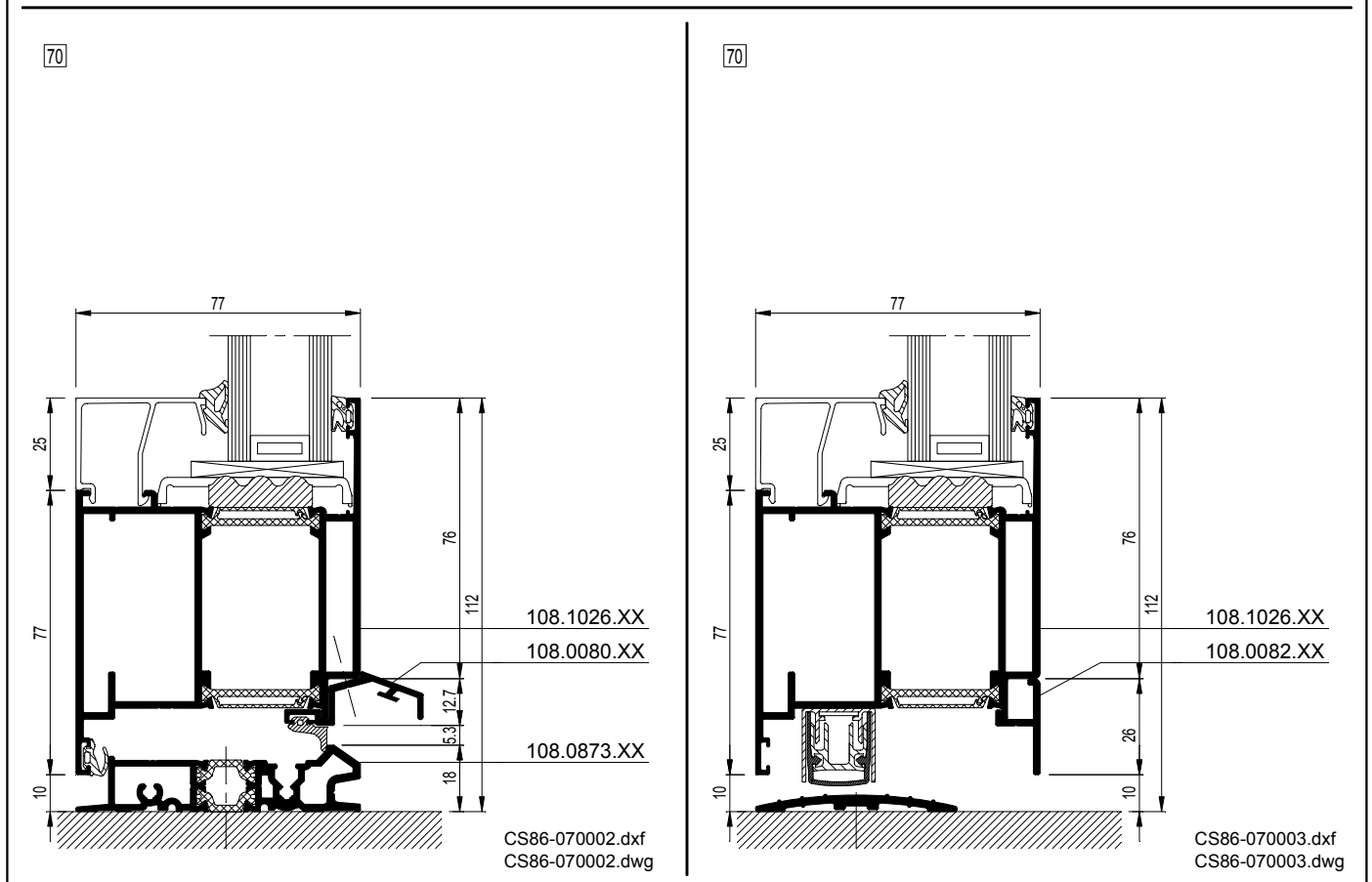
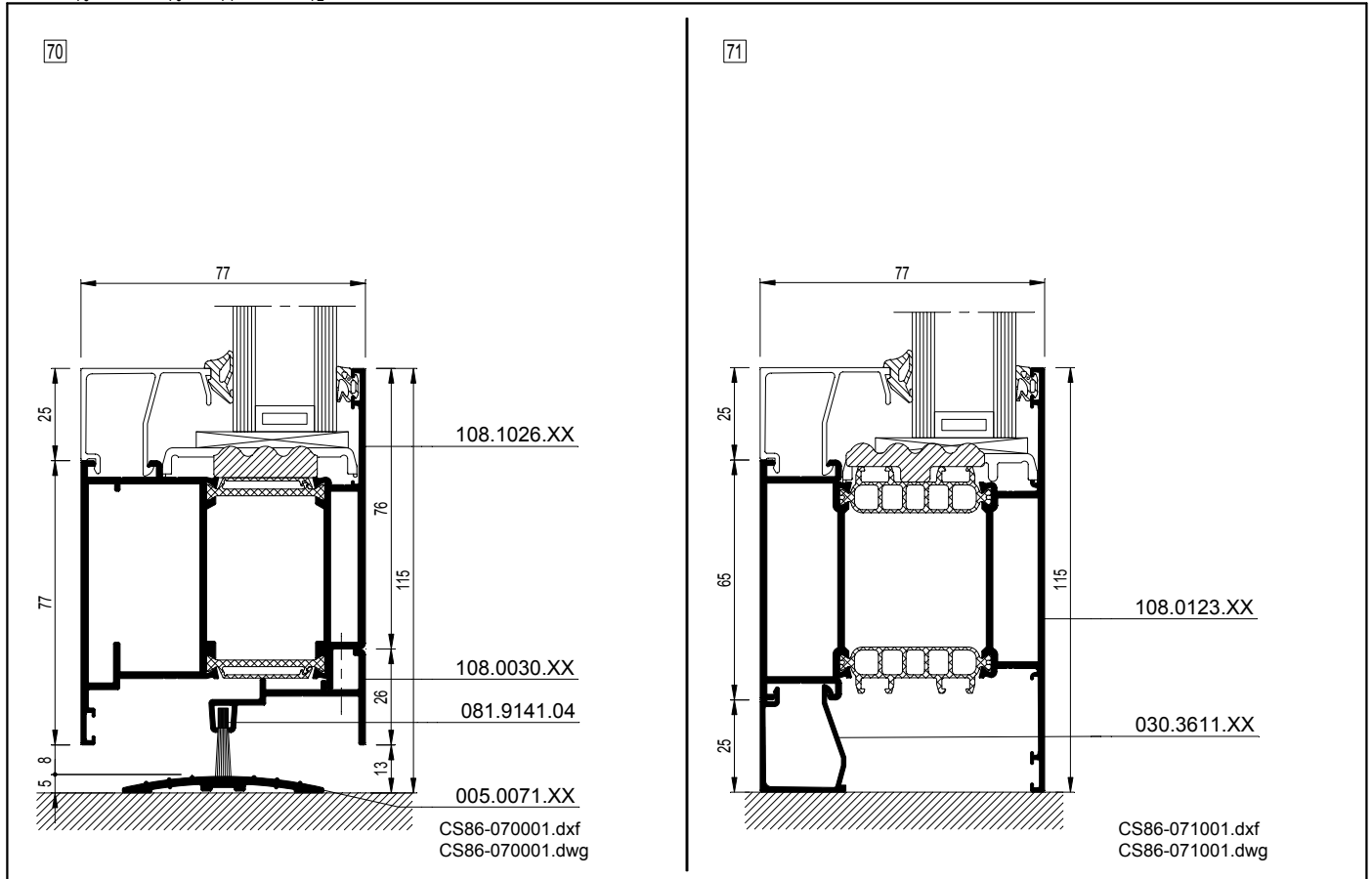
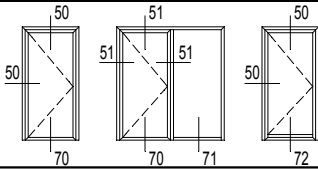


CS86-050015.dxf  
 CS86-050015.dwg



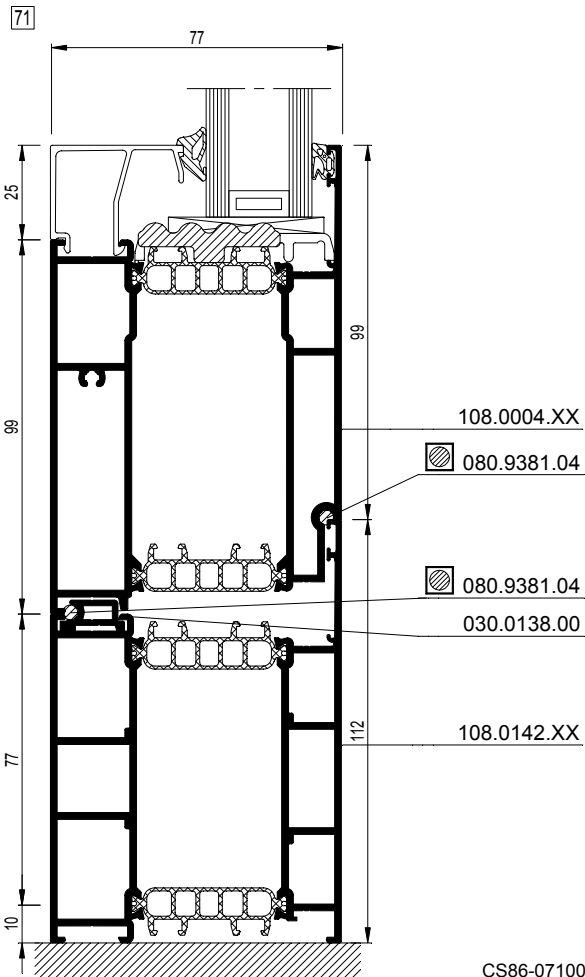
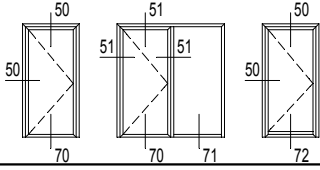
# CS 86-HI

Deuren - Naar binnen draaiende deuren met deurvleugel rondom geperst  
 Portes - Portes ouvrant vers l'intérieur avec ouvrant serti tout autour  
 Doors - Inward opening doors with vent crimped all round  
 Türen - Nach innen öffnende Türen mit rundherum gepresstem Türflügel

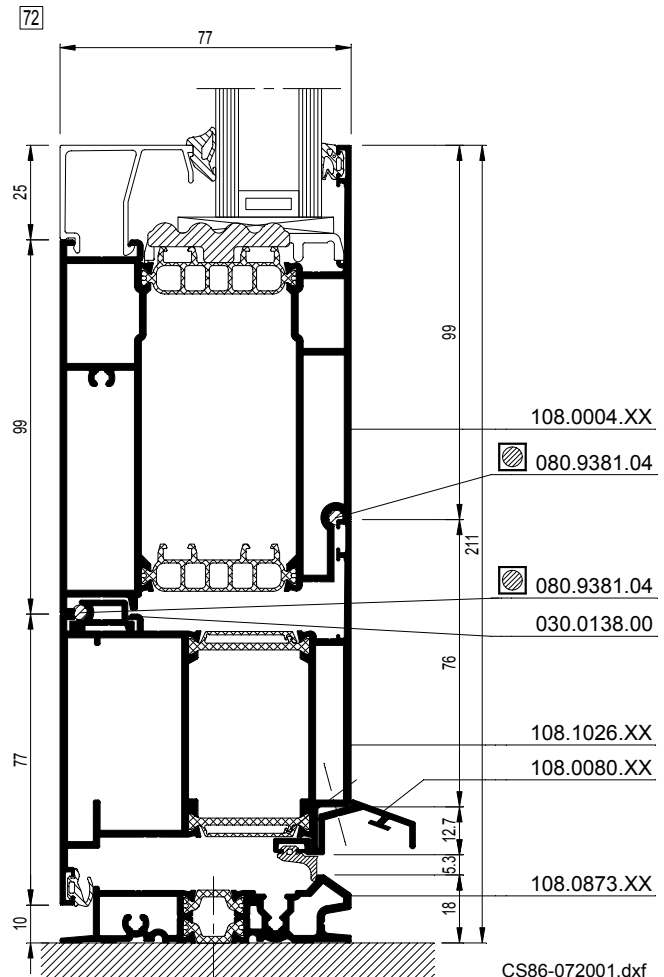


# CS 86-HI

Deuren - Naar binnen draaiende deuren met deurvleugel rondom geperst  
 Portes - Portes ouvrant vers l'intérieur avec ouvrant serti tout autour  
 Doors - Inward opening doors with vent crimped all round  
 Türen - Nach innen öffnende Türen mit rundherum gepresstem Türflügel



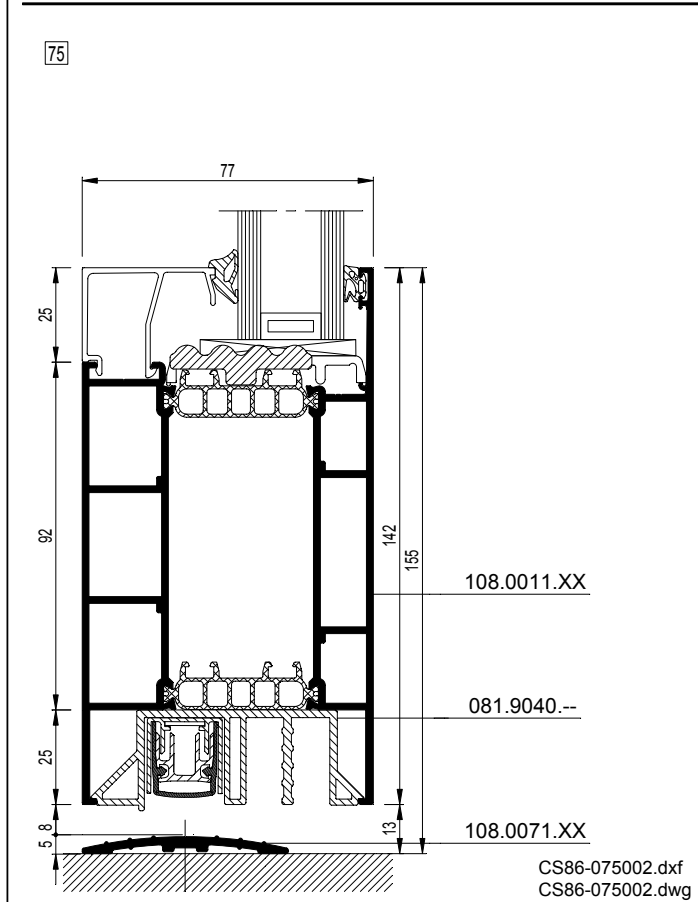
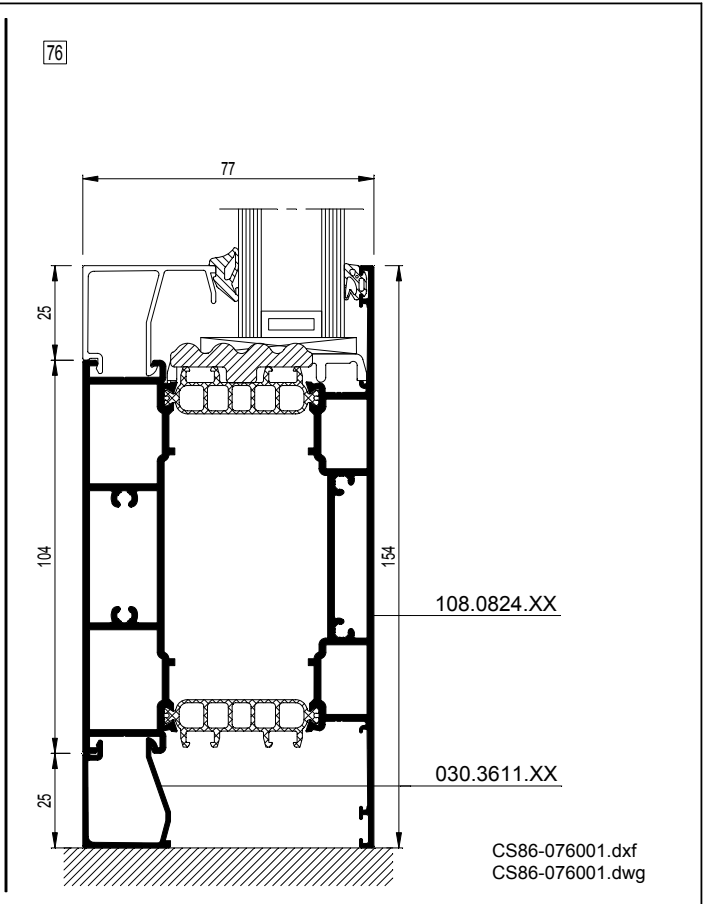
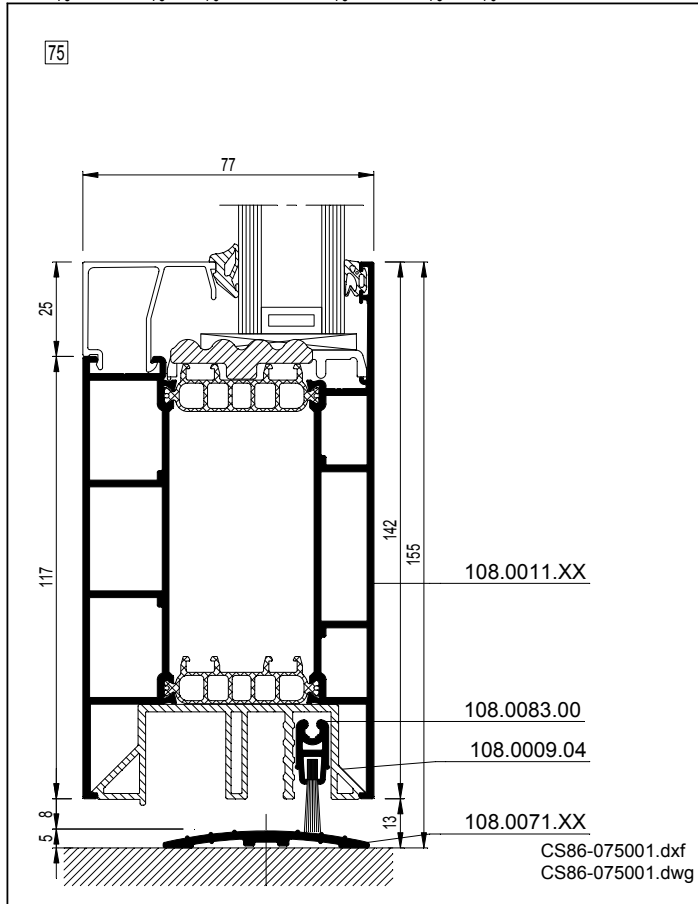
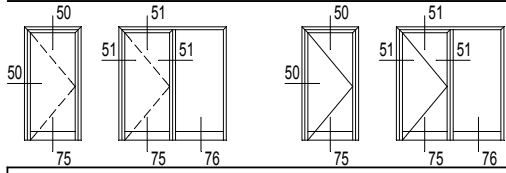
CS86-071002.dxf  
 CS86-071002.dwg


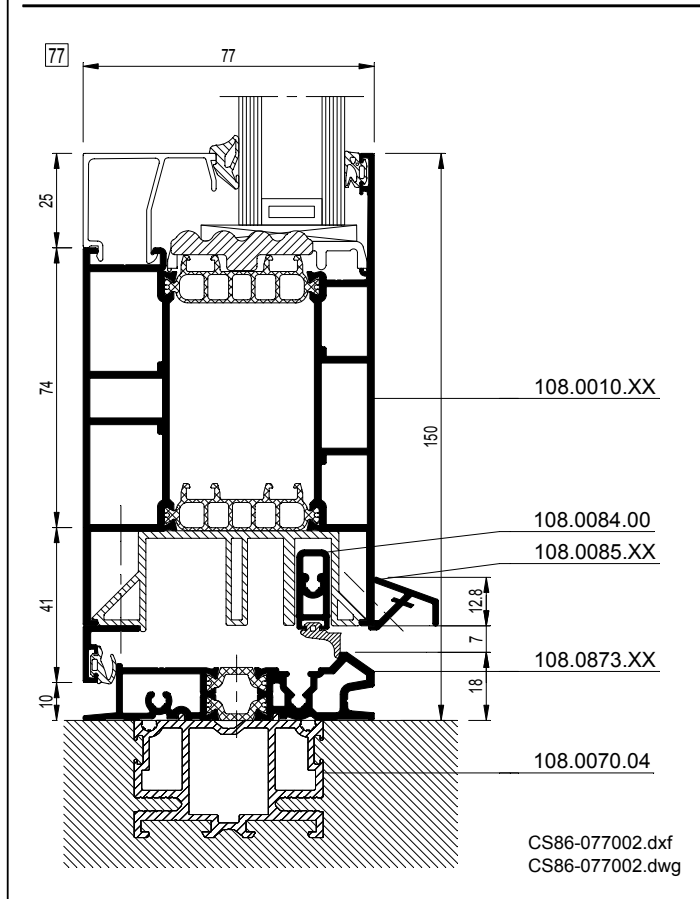
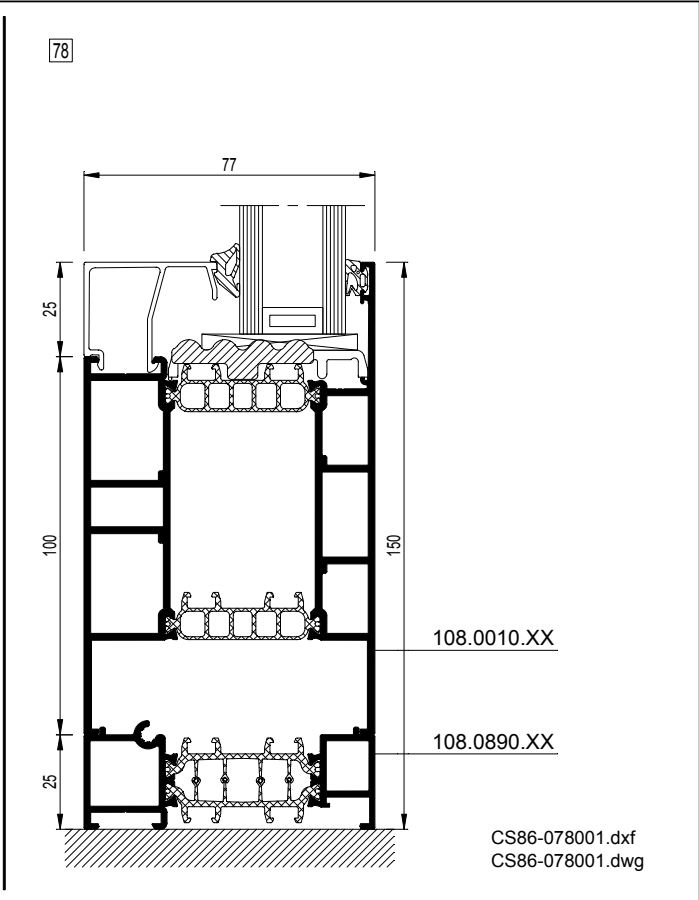
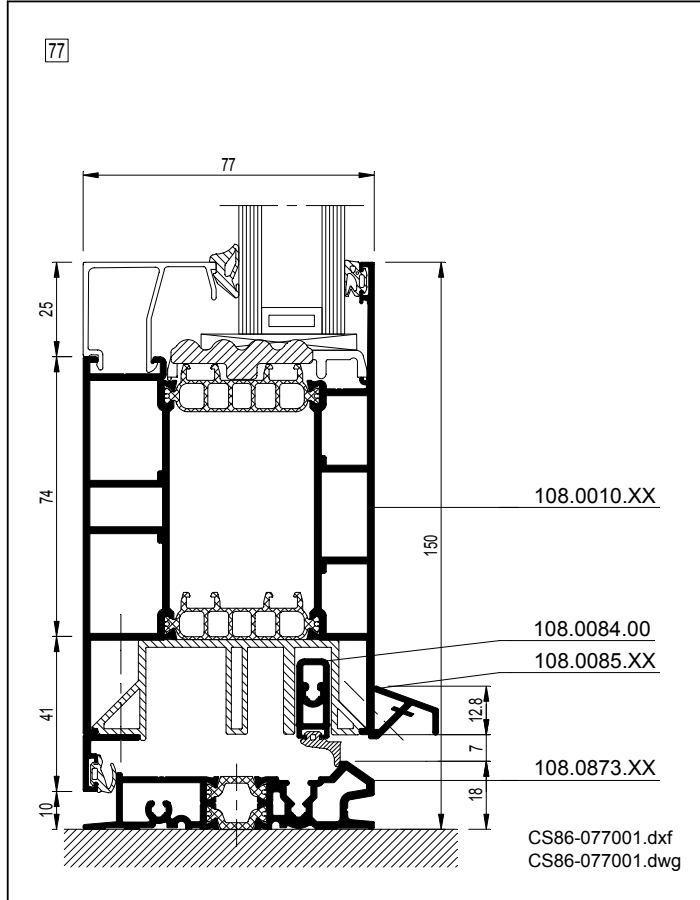
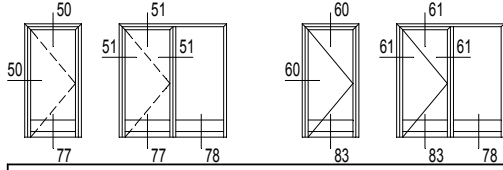


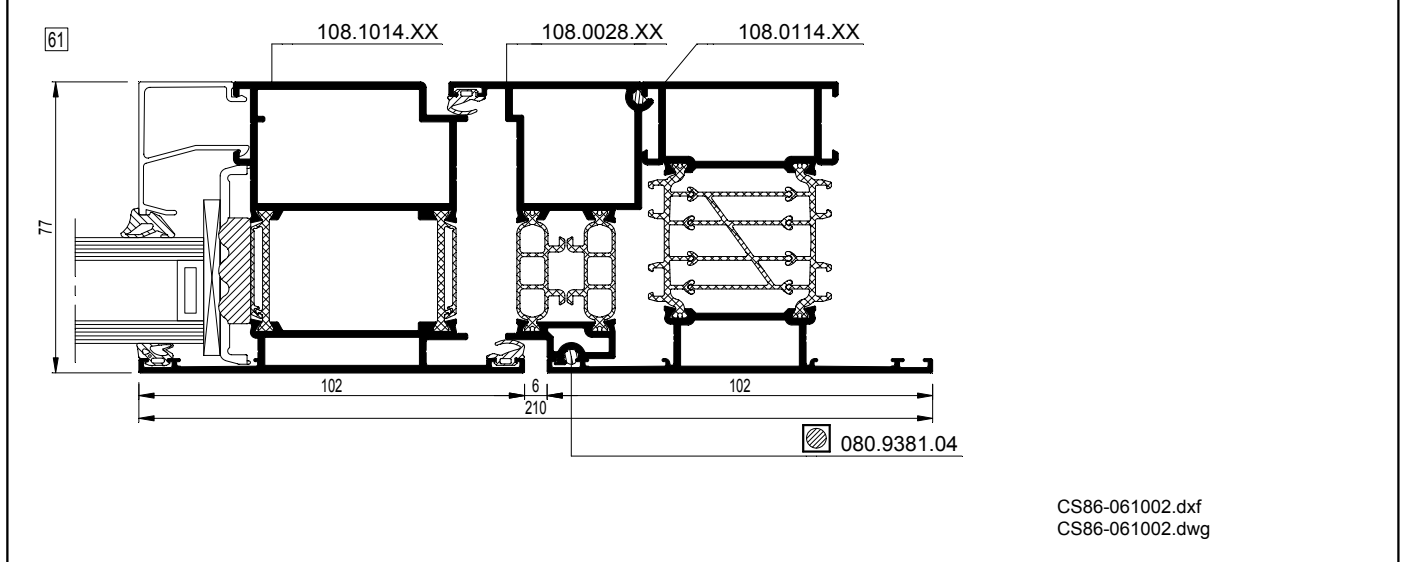
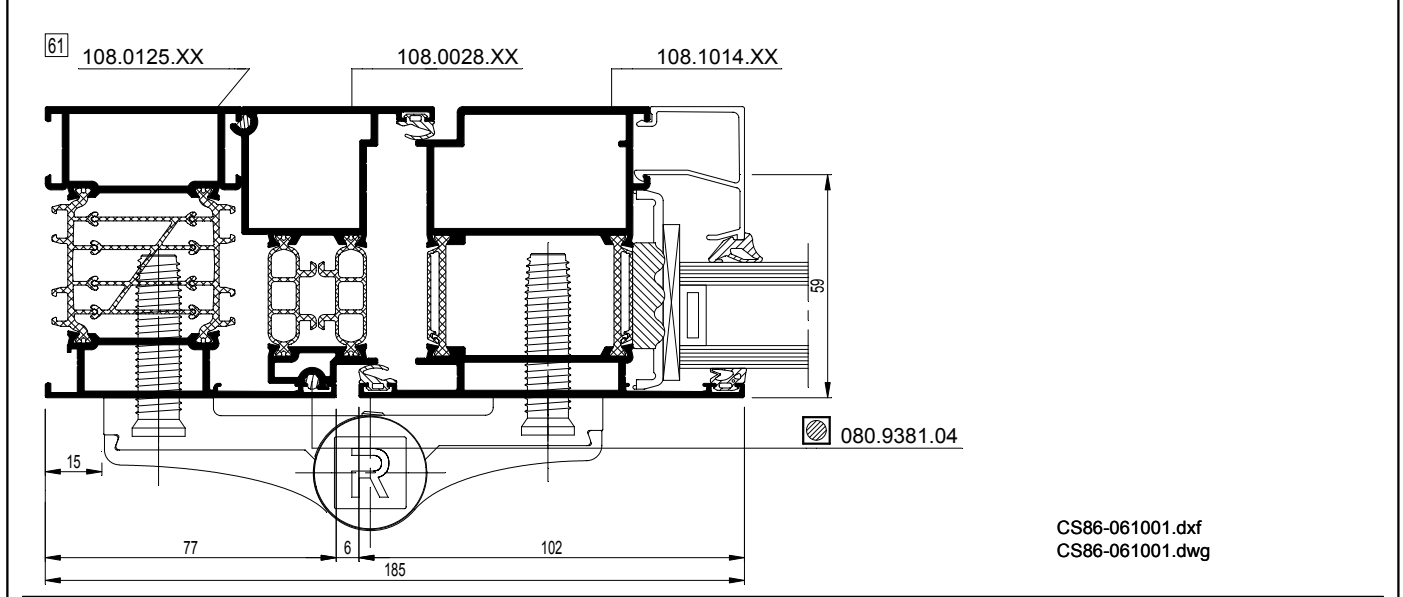
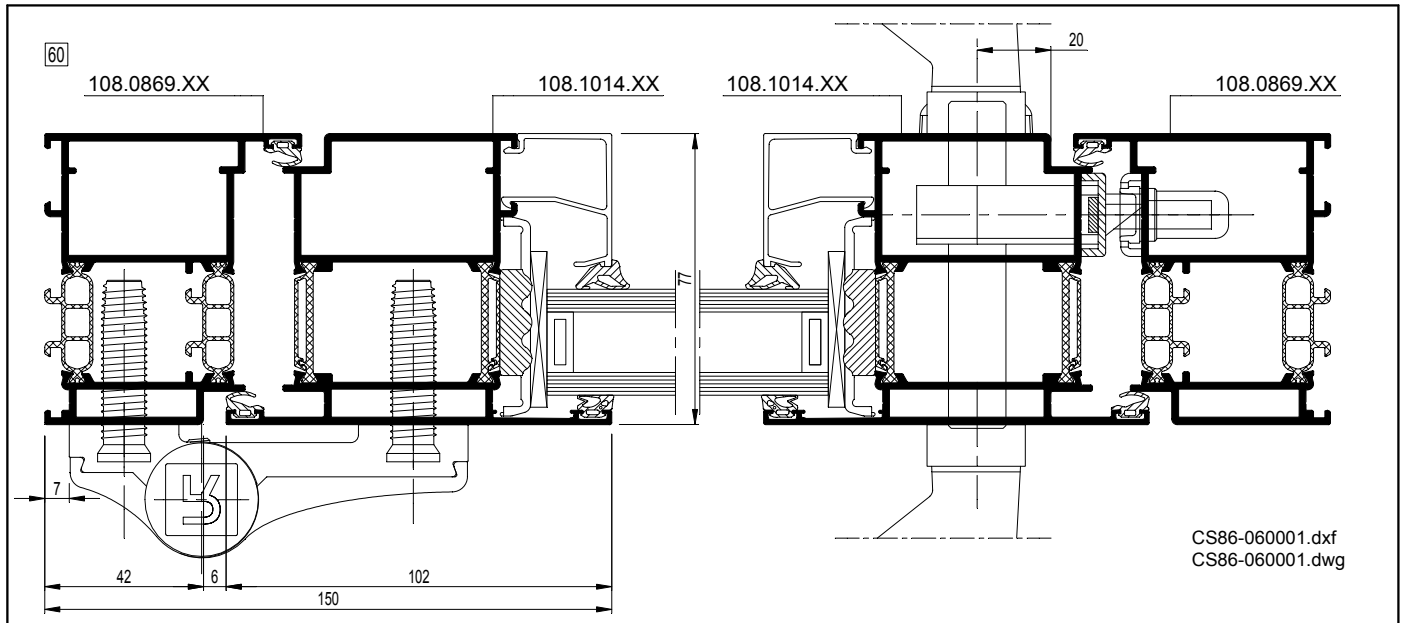
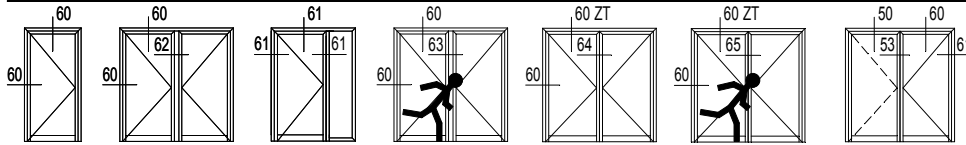
CS86-072001.dxf  
 CS86-072001.dwg

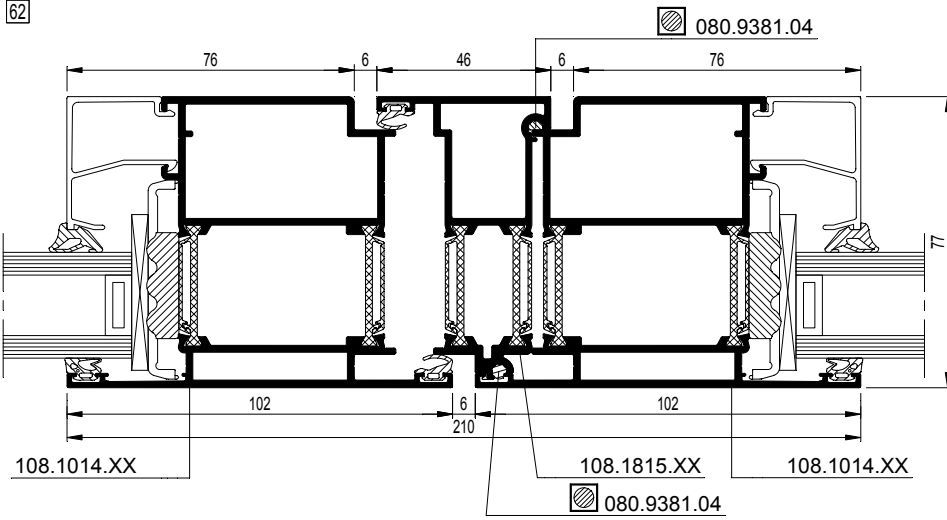
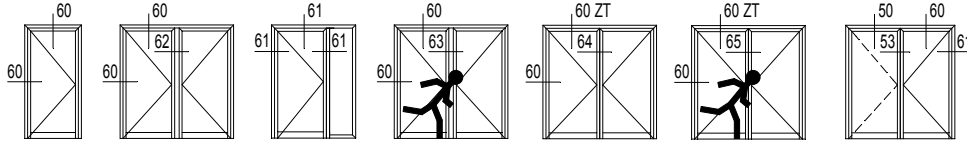
# CS 86-HI

Deuren - Deuren met T-profielen  
 Portes - Portes avec traverses  
 Doors - Doors with transom-mullions  
 Türen - Türen mit Sprosse

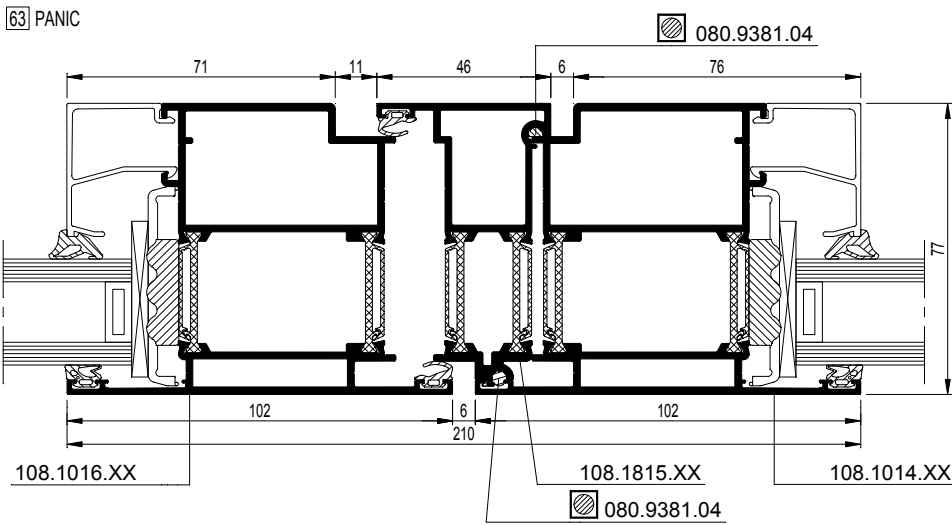






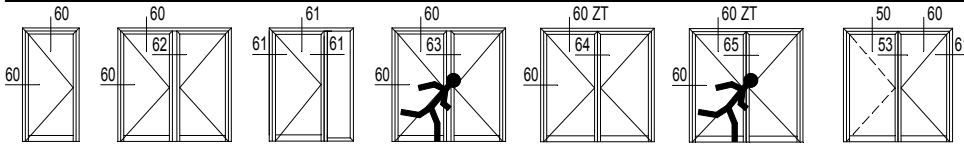


CS86-062001.dxf  
 CS86-062001.dwg

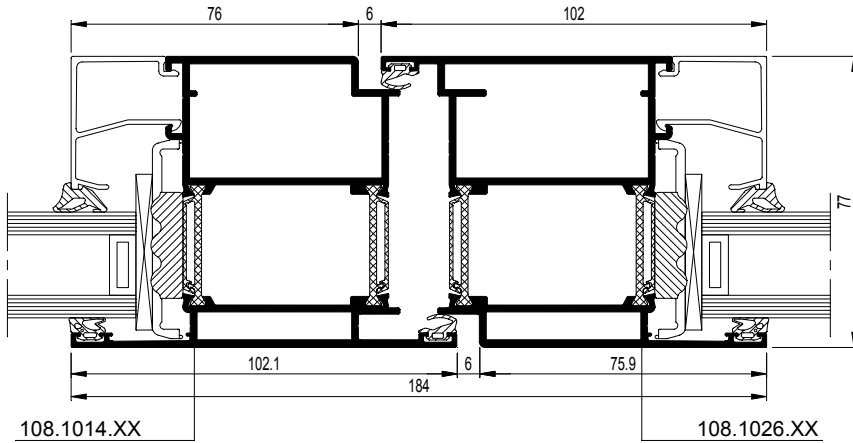


CS86-063001.dxf  
 CS86-063001.dwg



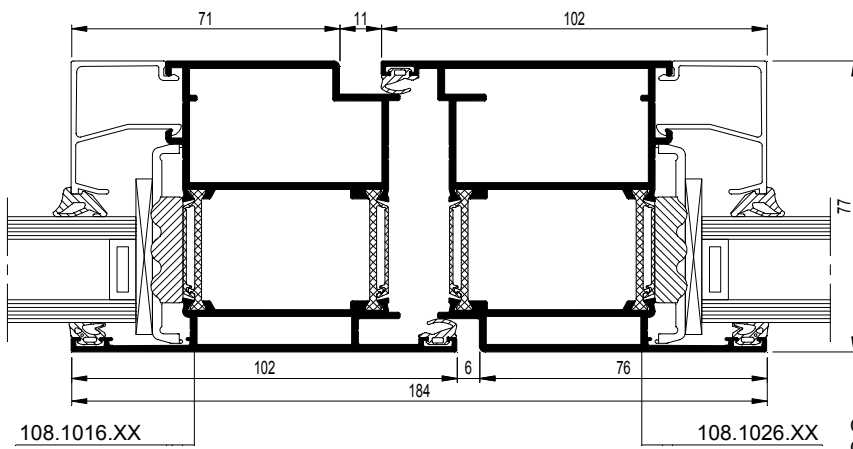


64 ZT



CS86-064001.dxf  
 CS86-064001.dwg

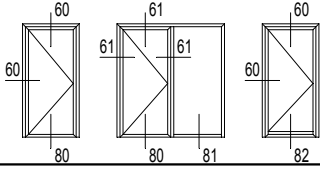
65 ZT PANIC



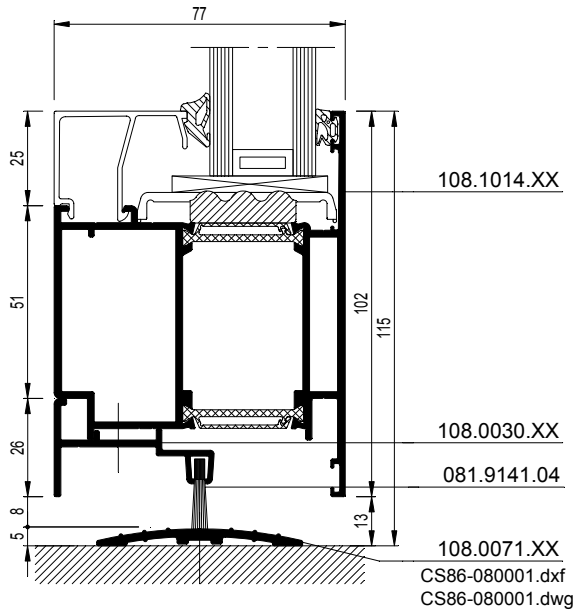
CS86-065001.dxf  
 CS86-065001.dwg

# CS 86-HI

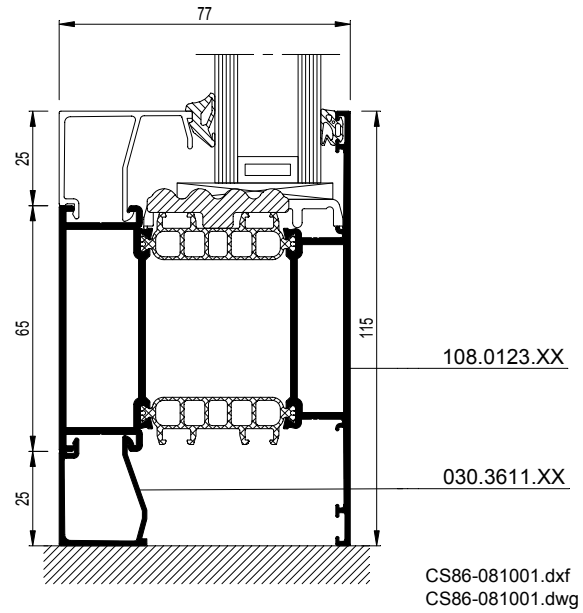
Deuren - Naar binnen draaiende deuren met deurvleugel rondom geperst  
 Portes - Portes ouvrant vers l'extérieur avec ouvrant serti tout autour  
 Doors - Outward opening doors with vent crimped all round  
 Türen - Nach außen öffnende Türen mit rundherum gepresstem Türflügel



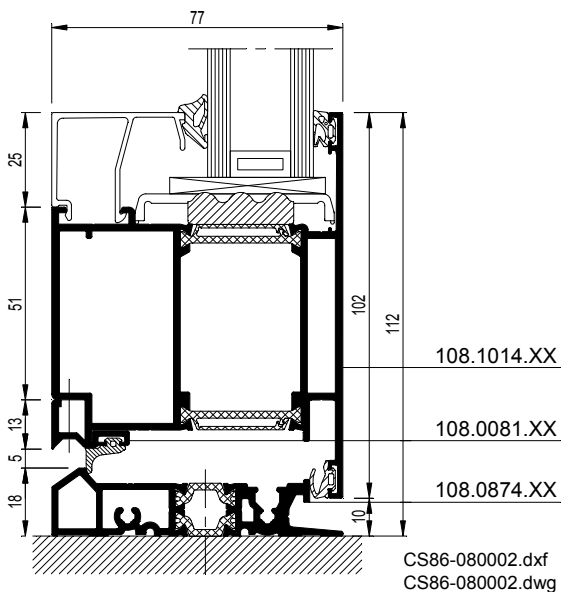
80



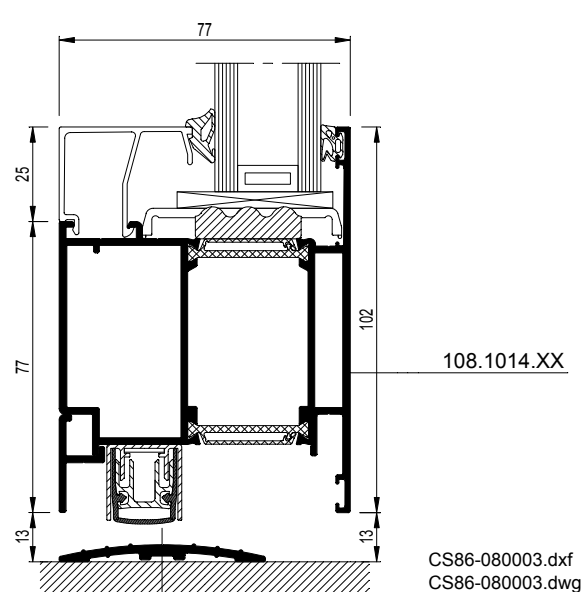
81



80

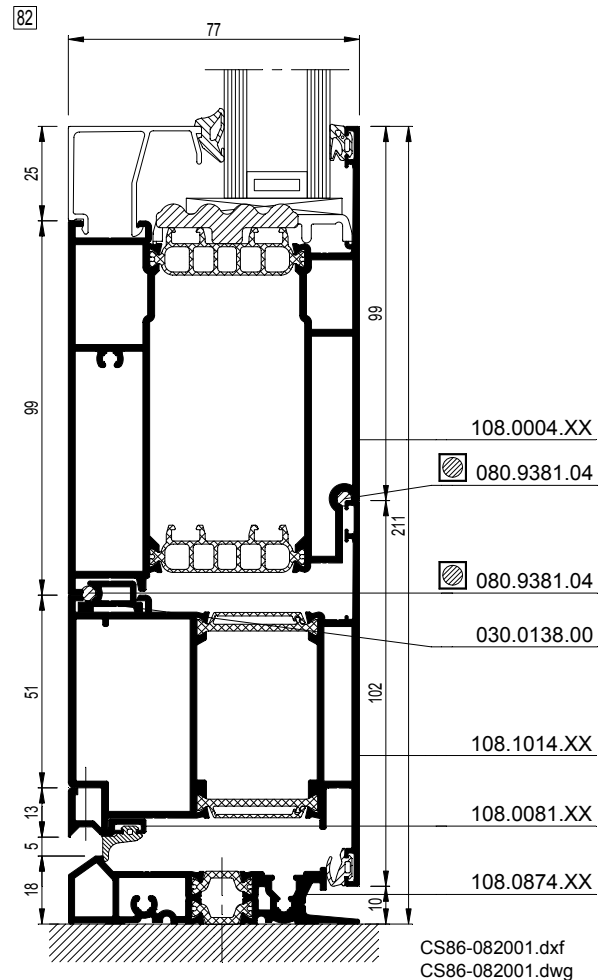
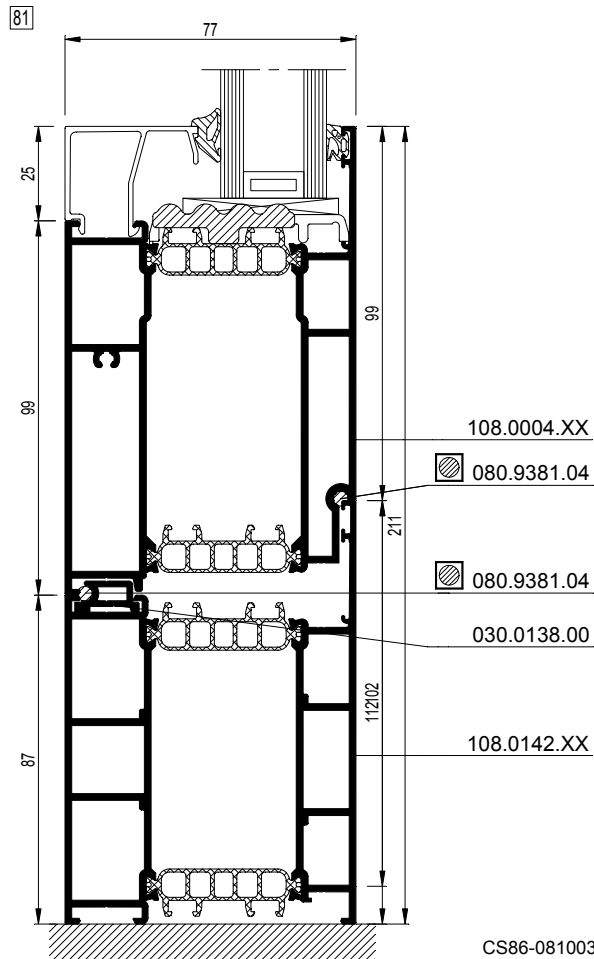

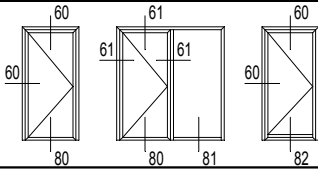


80



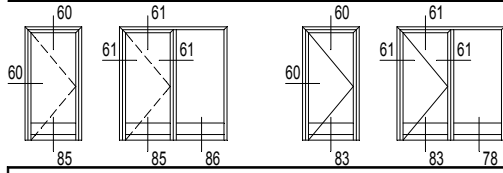
# CS 86-HI

Deuren - Naar binnen draaiende deuren met deurvleugel rondom geperst  
 Portes - Portes ouvrant vers l'extérieur avec ouvrant serti tout autour  
 Doors - Outward opening doors with vent crimped all round  
 Türen - Nach außen öffnende Türen mit rundherum gepresstem Türflügel

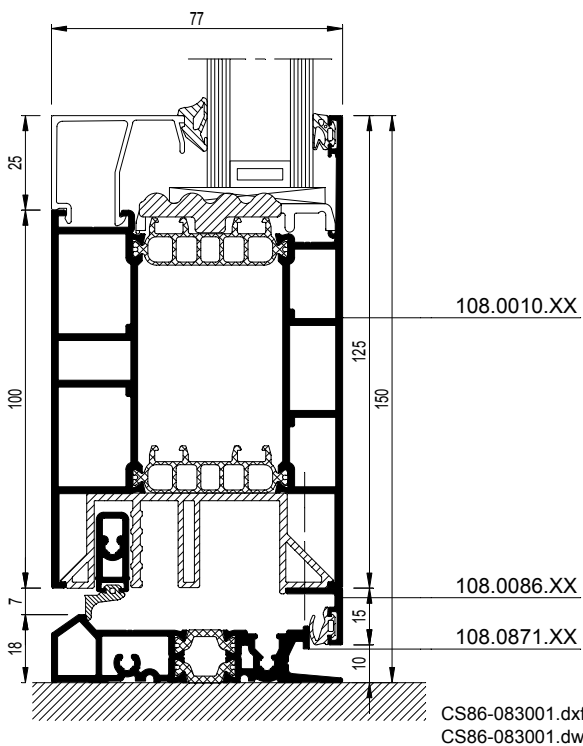


# CS 86-HI

Deuren - Deuren met waterdichte dorpel  
Portes - Portes avec profilé de butée étanche à l'eau  
Doors - Doors with watertight connection profile  
Türen - Türen mit wasserdichtem Anschlagprofil



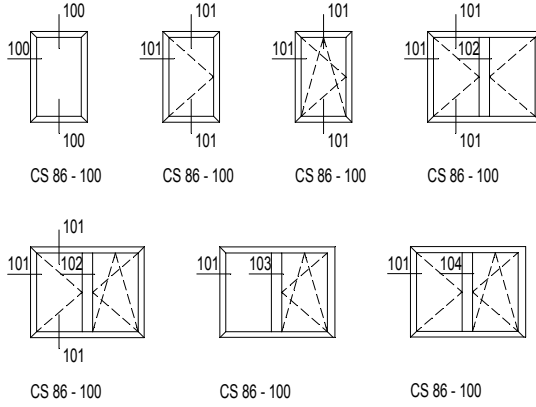
83

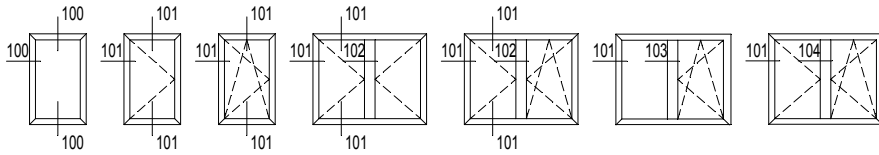




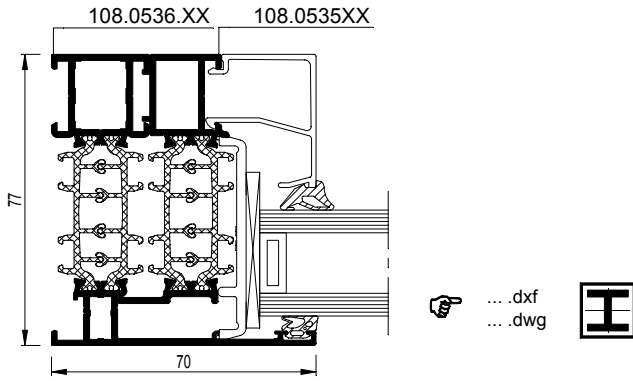
### CS 86-HI Hidden Vent

Feste / öffnende Elemente

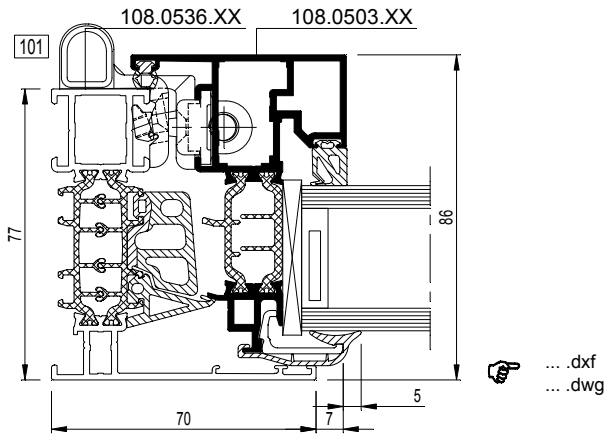




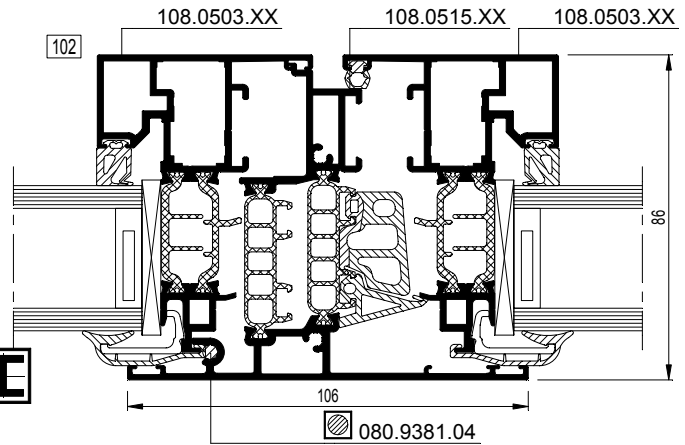
100



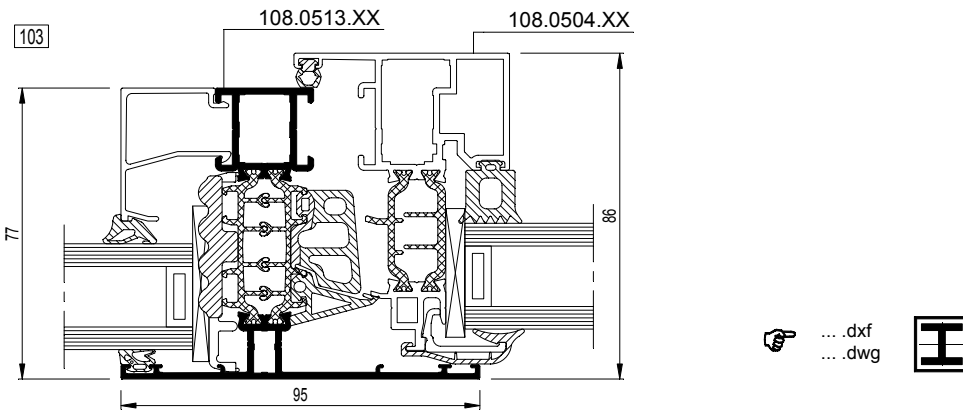
101



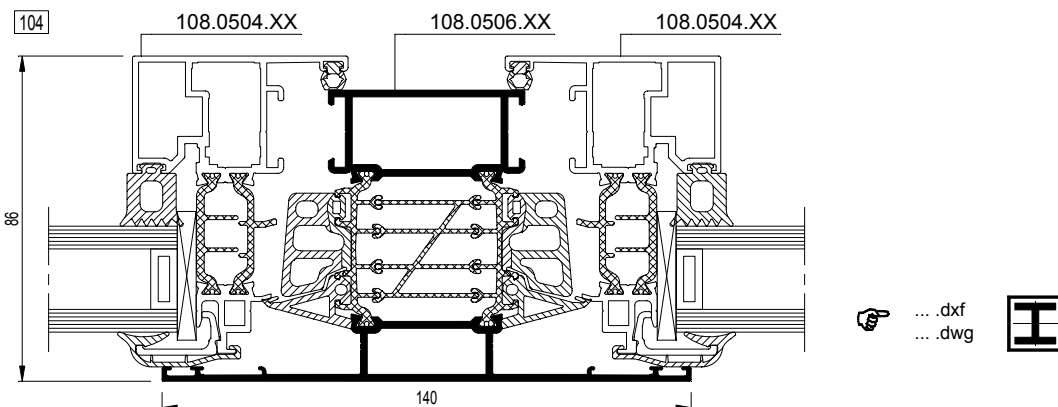
102

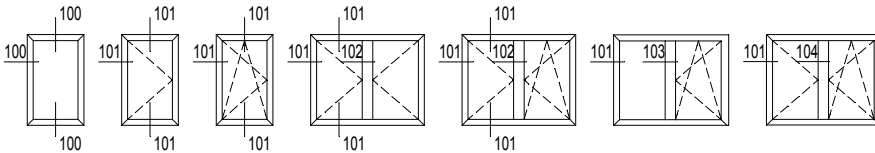


103



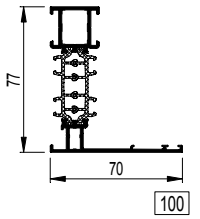
104





## 108.0536.XX

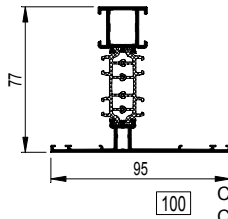
$I_x = 21.978 \text{ cm}^4$



CS86-100001.dxf  
 CS86-100001.dwg

## 108.0513.XX

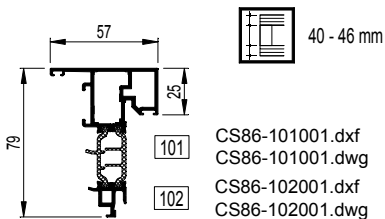
$I_x = 24.586 \text{ cm}^4$



CS86-100002.dxf  
 CS86-100002.dwg

## 108.0503.XX

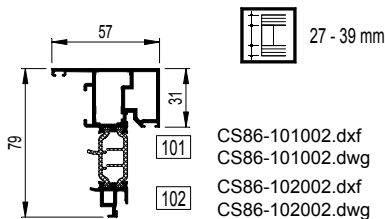
$I_x = 17.363 \text{ cm}^4$



CS86-101001.dxf  
 CS86-101001.dwg  
 CS86-102001.dxf  
 CS86-102001.dwg

## 108.0504.XX

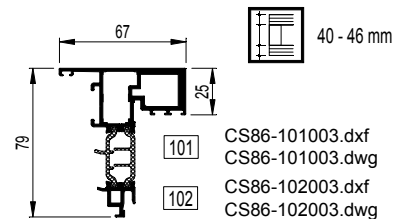
$I_x = 17.198 \text{ cm}^4$



CS86-101002.dxf  
 CS86-101002.dwg  
 CS86-102002.dxf  
 CS86-102002.dwg

## 108.0499.XX

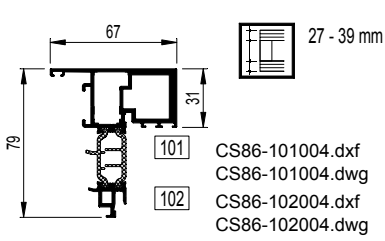
$I_x = 19.594 \text{ cm}^4$



CS86-101003.dxf  
 CS86-101003.dwg  
 CS86-102003.dxf  
 CS86-102003.dwg

## 108.0500.XX

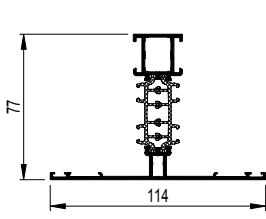
$I_x = 19.570 \text{ cm}^4$



CS86-101004.dxf  
 CS86-101004.dwg  
 CS86-102004.dxf  
 CS86-102004.dwg

## 108.0505.XX

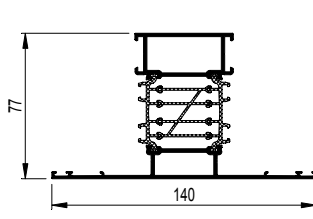
$I_x = 27.136 \text{ cm}^4$



CS86-103001.dxf  
 CS86-103001.dwg  
 CS86-104001.dxf  
 CS86-104001.dwg

## 108.0506.XX

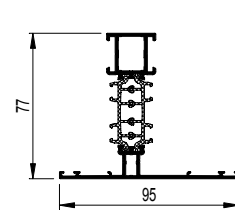
$I_x = 38.139 \text{ cm}^4$




CS86-103002.dxf  
 CS86-103002.dwg  
 CS86-104002.dxf  
 CS86-104002.dwg

## 108.0513.XX

$I_x = 24.586 \text{ cm}^4$



CS86-103003.dxf  
 CS86-103003.dwg







### Kombinationen mit anderen Systemen

CW 50 - CS 86-HI

CW 50 - CS 86-HI / CW 50 - CS 86-HI/HV

TP 110

TLS 110

CP 155

CR 120

CS 86 - CN002

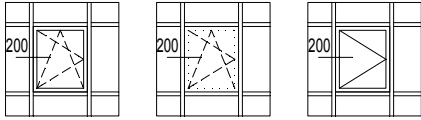
CS 86 - CN003

CS 86 - CN004

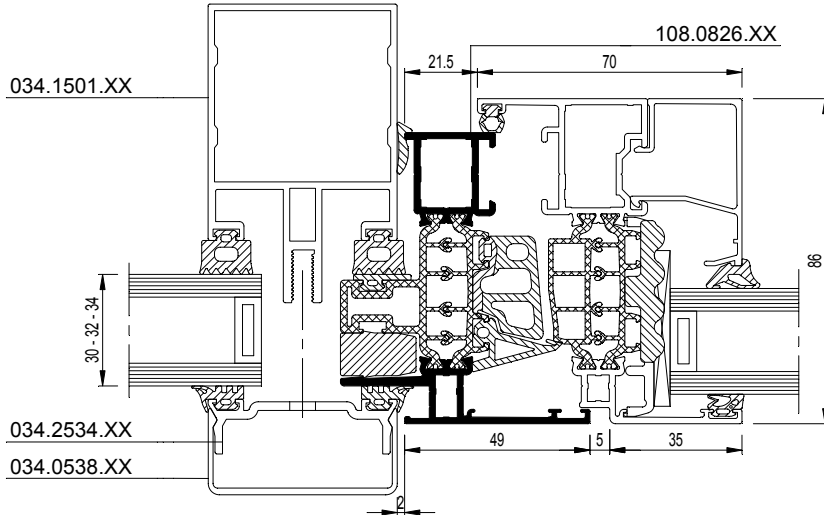
CS 86 - CN004

CS 86 - CN005

CS 86 - CN006

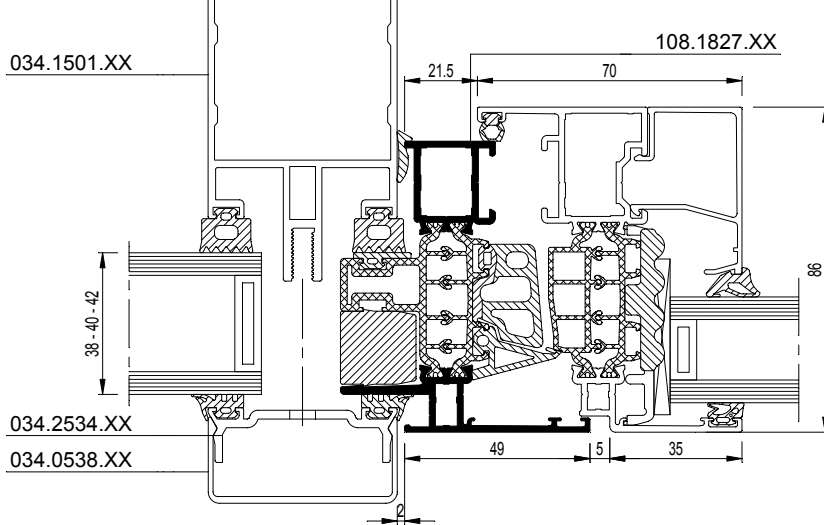


200 CW 50 - CS 86-HI



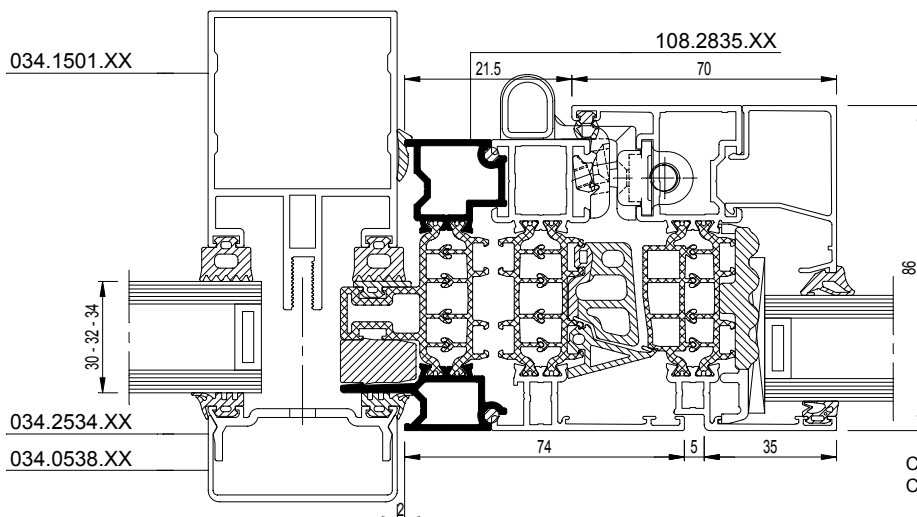
CS86-200001.dxf  
 CS86-200001.dwg

200 CW 50 - CS 86-HI

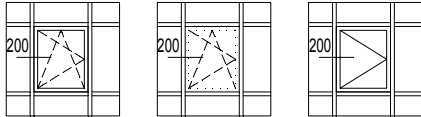


CS86-200002.dxf  
 CS86-200002.dwg

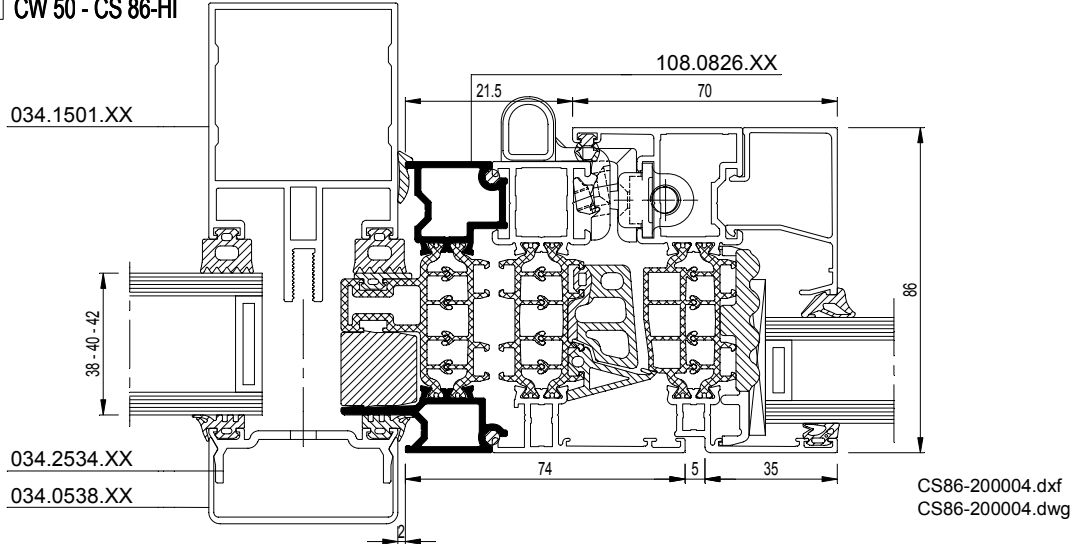
200 CW 50 - CS 86-HI



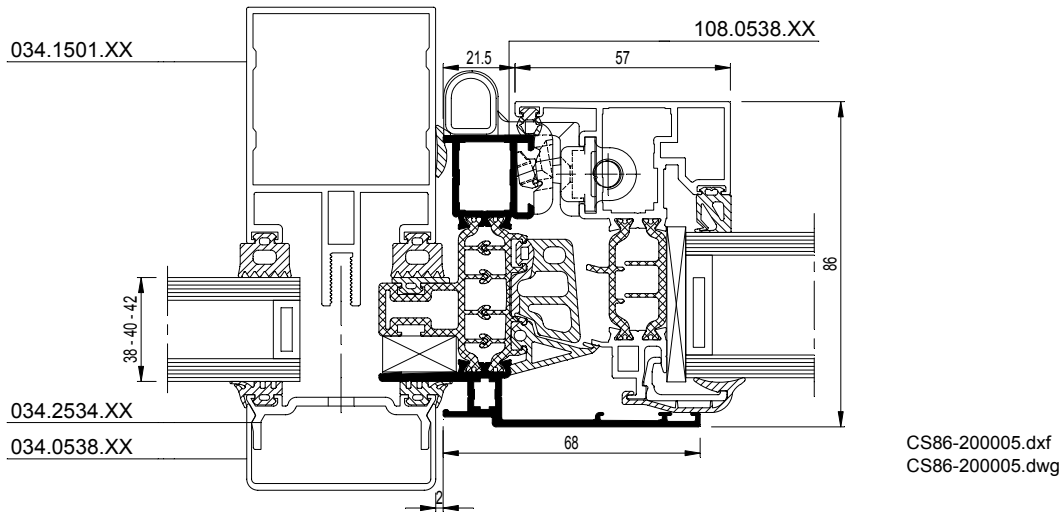
CS86-200003.dxf  
 CS86-200003.dwg



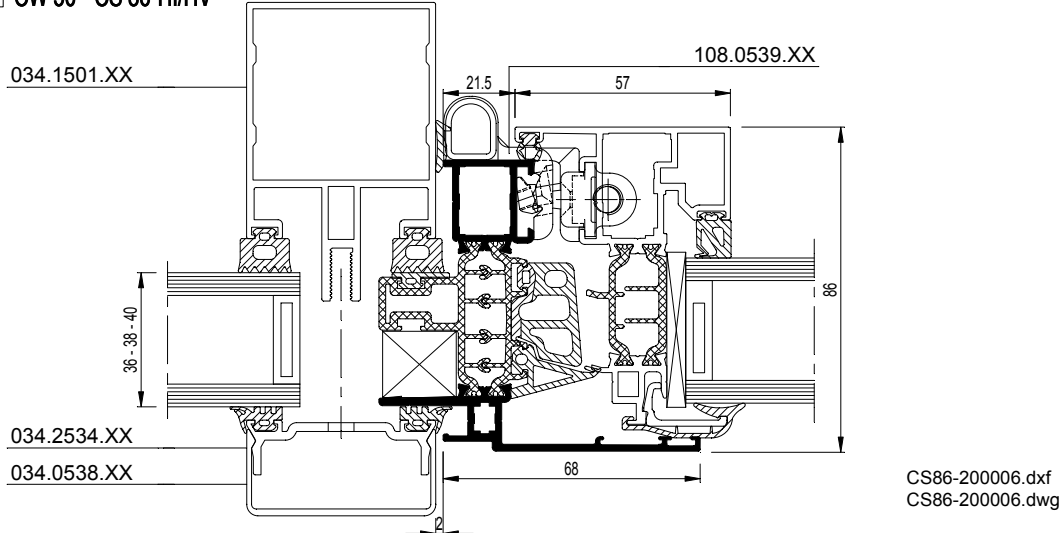
200 CW 50 - CS 86-HI

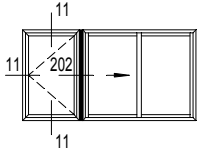


200 CW 50 - CS 86-HI/HV



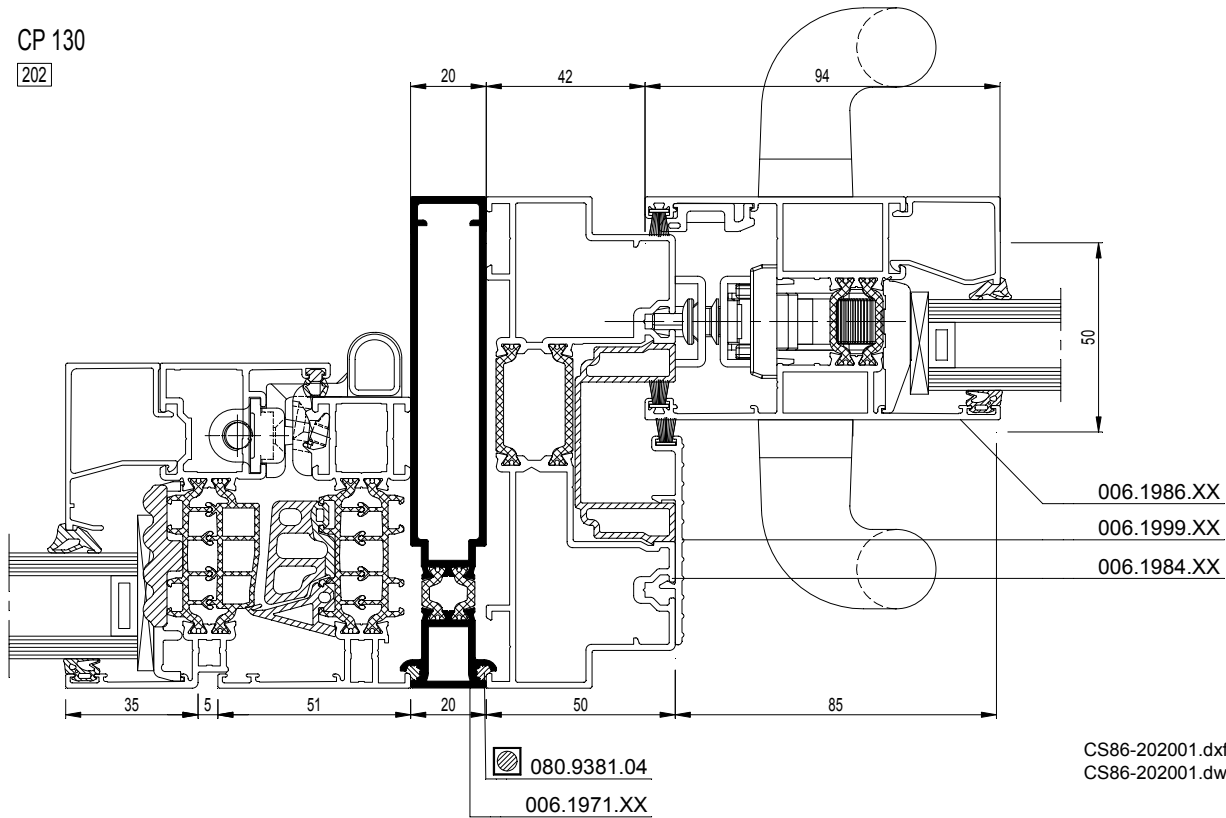
200 CW 50 - CS 86-HI/HV





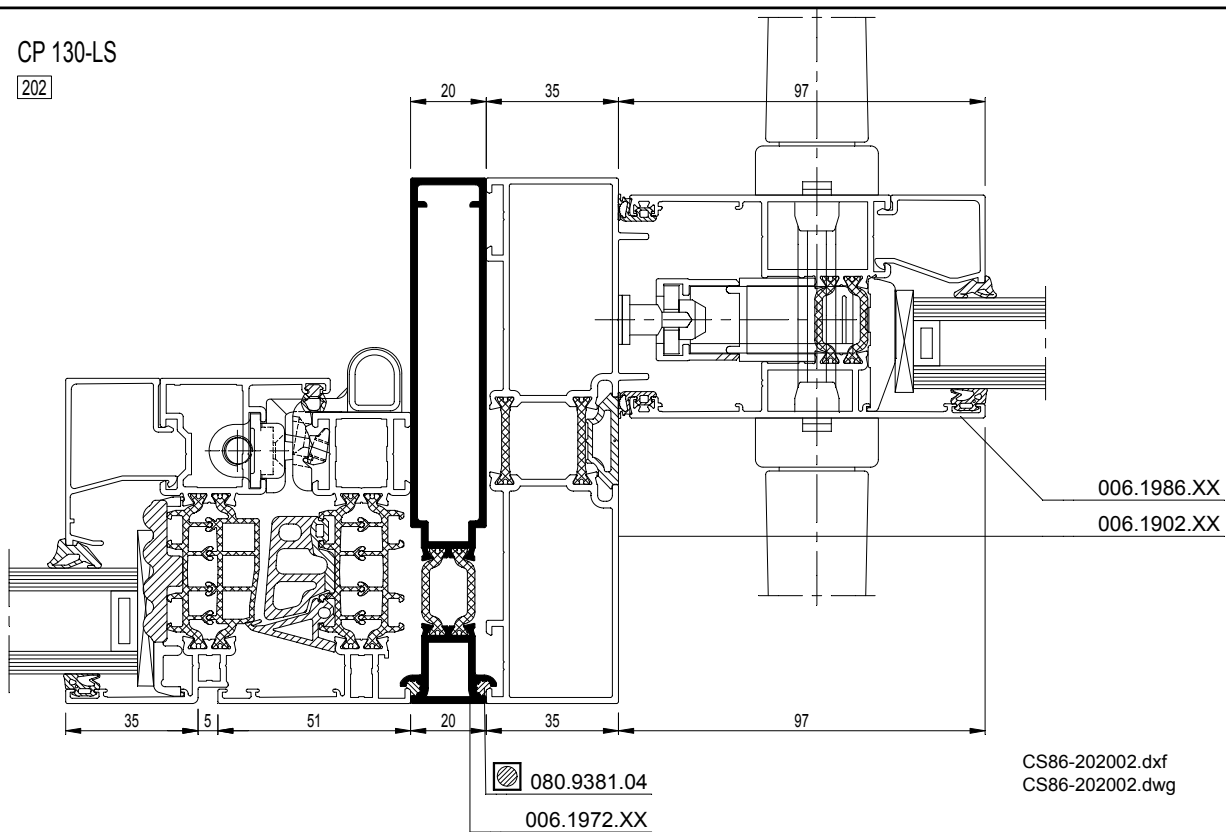
CP 130

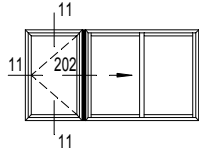
202



CP 130-LS

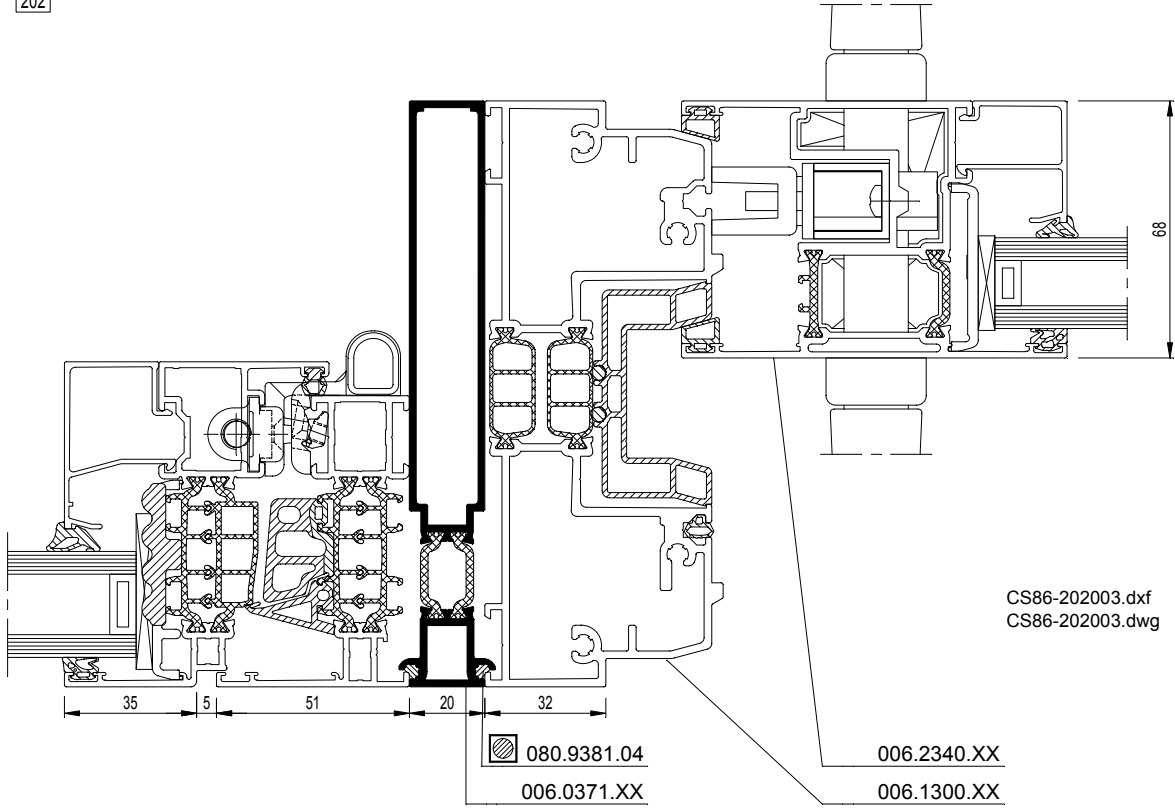
202

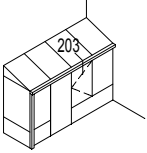




CP 155

202





203

